

Rogue-2 SHB SVT LOGIC SCHEMATICS



RG2SB-5
VER 5.05
Apr/11/2013

BASE LOGIC :
Rogue-2 SHB SIT-R VER 4.12 Mar/11/2013

- 1.TITLE PAGE

2.EC HISTORY

3.CPU(1/16) : DDI/EDP

4.CPU(2/16) : MISC/JTAG

5.CPU(3/16) : DDR3L CHANNEL-A

6.CPU(4/16) : DDR3L CHANNEL-B

7.CPU(5/16) : RTC/HDA/SATA/JTAG

8.CPU(6/16) : CLOCK SIGNALS

9.CPU(7/16) : LPC/SPI/SMBUS/C-LINK

10.CPU(8/16) : SYSTEM PM

11.CPU(9/16) : LCD/PCI/DDI CONTROL

12.CPU(10/16) : GPIO/CPU/MISC/LPIO

13.CPU(11/16) : PCIE/USB

14.CPU(12/16) : POWER

15.CPU(13/16) : POWER

16.CPU(14/16) : GND

17.CPU(15/16) : NCTF

18.CPU(16/16) : CFG/RESERVED

19.DDI-VGA CONVERTER

20.XDP CONNECTOR

21.RTC BATTERY

22.SPI FLASH

23.DDR3L SO DIMM CHANNEL-A (1/2)

24.DDR3L SO DIMM CHANNEL-A (2/2)

25.LCD CONNECTOR

26.EXT CRT INTERFACE

27.DISPLAY PORT CONNECTOR

28.SATA HDD CONN

29.USB POWER/CONN

30.GBE CLARKVILLE

31.GBE LAN SWITCH
- 32.GBE MAGNETICS

33.RJ45 CONNECTOR

34.PCIE NGFF CARD SLOT

35.MEDIA CARD CONTROLLER

36.MEDIA CARD INTERFACE

37.SMART CARD I/F

38.AUDIO ALC3232

39.AUDIO CONNECTOR

40.AUDIO JACK SENSE

41.AUDIO EXT MIC I/F

42.AUDIO SPEAKER

43.AUDIO BEEP

44.DOCKING CONNECTOR

45.MEC1633L(1/3)

46.MEC1633L(2/3)

47.MEC1633L(3/3)

48.KEYBOARD CONNECTOR

49.TOUCH PAD CONNECTOR

50.FAN CONNECTOR

51.G-SENSOR

52.TPM

53.EEPROM/SMBUS SW

54.THINK ENGINE(1/2)

55.THINK ENGINE(2/2)

56.DC-IN

57.BATTERY INPUT

58.BATTERY CHARGER(BQ24760)

59.CHARGER SELECTOR

60.BATTERY MONITOR

61.DC/DC VCC5M/VCC3M (TPS51220A)

62.DC/DC VCCCPUCORE(VT1320M)
- 63.DC/DC VCCCPUCORE(VT1334S)

64.BLANK

65.VCCCPUCORE DECOUPLING

66.BLANK

67.DC/DC VCC1R05AMT(VT382B)

68.DC/DC VCC1R35A(VT387B)

69.DC/DC VCC0R675B(TPS51200)

70.BLANK

71.BLANK

72.DC/DC VCC1R5B(BU15TD2WNVX)

73.LOAD SW PCH SUS

74.LOAD SW LAN

75.LOAD SW B

76.LOAD SW WWAN & WLAN

77.PTH FOR SCREW HOLES

EC HISTORY

ROGUE-2 SHB SVT
(BASE LOGIC :RG2SB-4 VER 4.12 Mar/11/2013)

- VER.5.00 03/21/2013 APPLIED RG2SB_SVT_EC001-007
- VER.5.01 03/26/2013 APPLIED RG2SB_SVT_EC009
- VER.5.02 03/28/2013 APPLIED RG2SB_SVT_EC010
- VER.5.03 04/04/2013 APPLIED RG2SB_SVT_EC011
- VER.5.04 04/05/2013 APPLIED RG2SB_SVT_EC012-017
- VER.5.05 04/11/2013 APPLIED RG2SB_SVT_EC018

CONFIDENTIAL


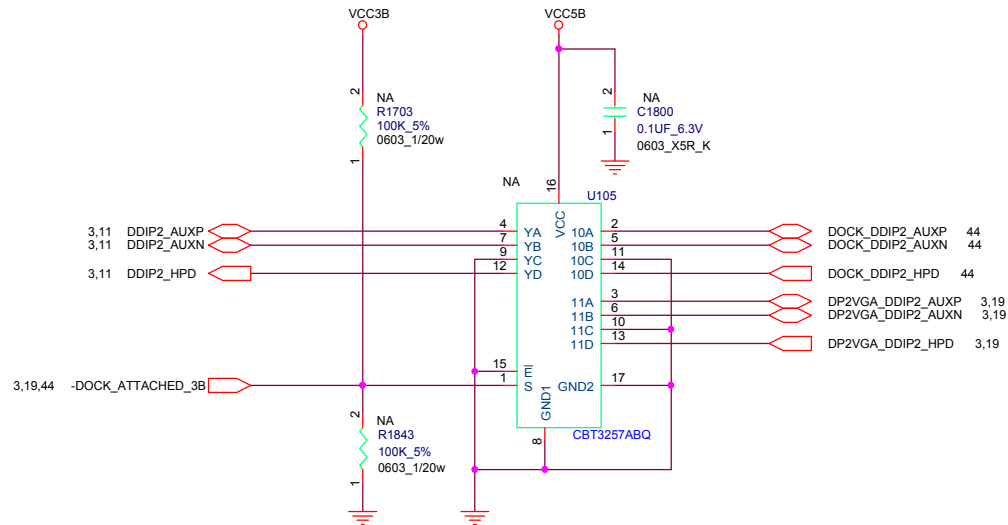
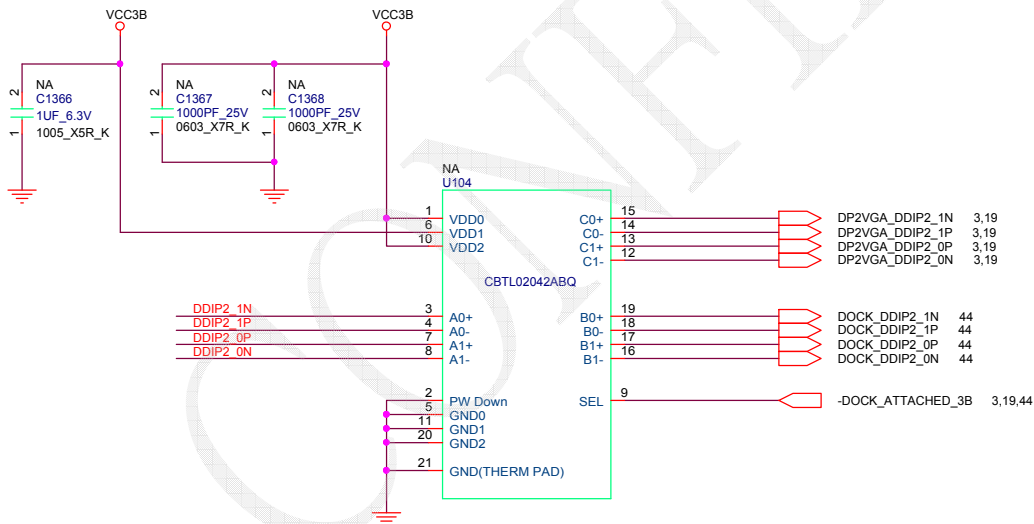
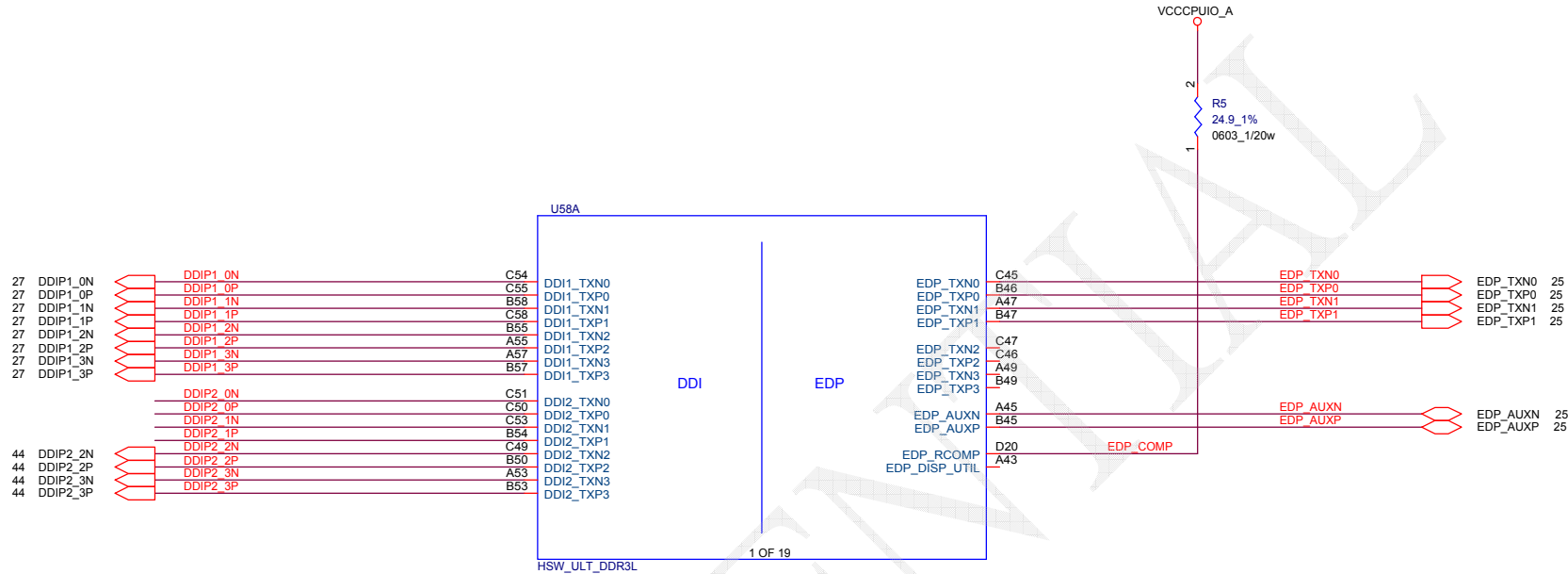


Project Name : RG2 SB SVT		Title : EC HISTORY	
Size : C	Document Number :		Rev : 5.05
Date: Thursday, April 11, 2013		Sheet :	2 of 77

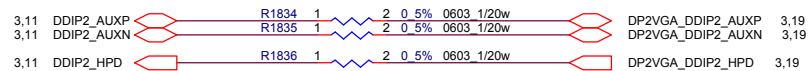
TABLE

ID	DOCKING SUPPORT	WIGIG SUPPORT	NON-SUPPORT
U104	ASM	ASM	NO ASM
C1366	ASM	ASM	NO ASM
C1367	ASM	ASM	NO ASM
C1368	ASM	ASM	NO ASM
U105	ASM	ASM	NO ASM
C1800	ASM	ASM	NO ASM
R1703	ASM	NO ASM	NO ASM
R1843	NO ASM	ASM	NO ASM
R1826	NO ASM	NO ASM	ASM
R1827	NO ASM	NO ASM	ASM
R1828	NO ASM	NO ASM	ASM
R1829	NO ASM	NO ASM	ASM
R1830	NO ASM	NO ASM	ASM
R1831	NO ASM	NO ASM	ASM
R1832	NO ASM	NO ASM	ASM
R1833	NO ASM	NO ASM	ASM
R1834	NO ASM	NO ASM	ASM
R1835	NO ASM	NO ASM	ASM
R1836	NO ASM	NO ASM	ASM

LOGIC
↓

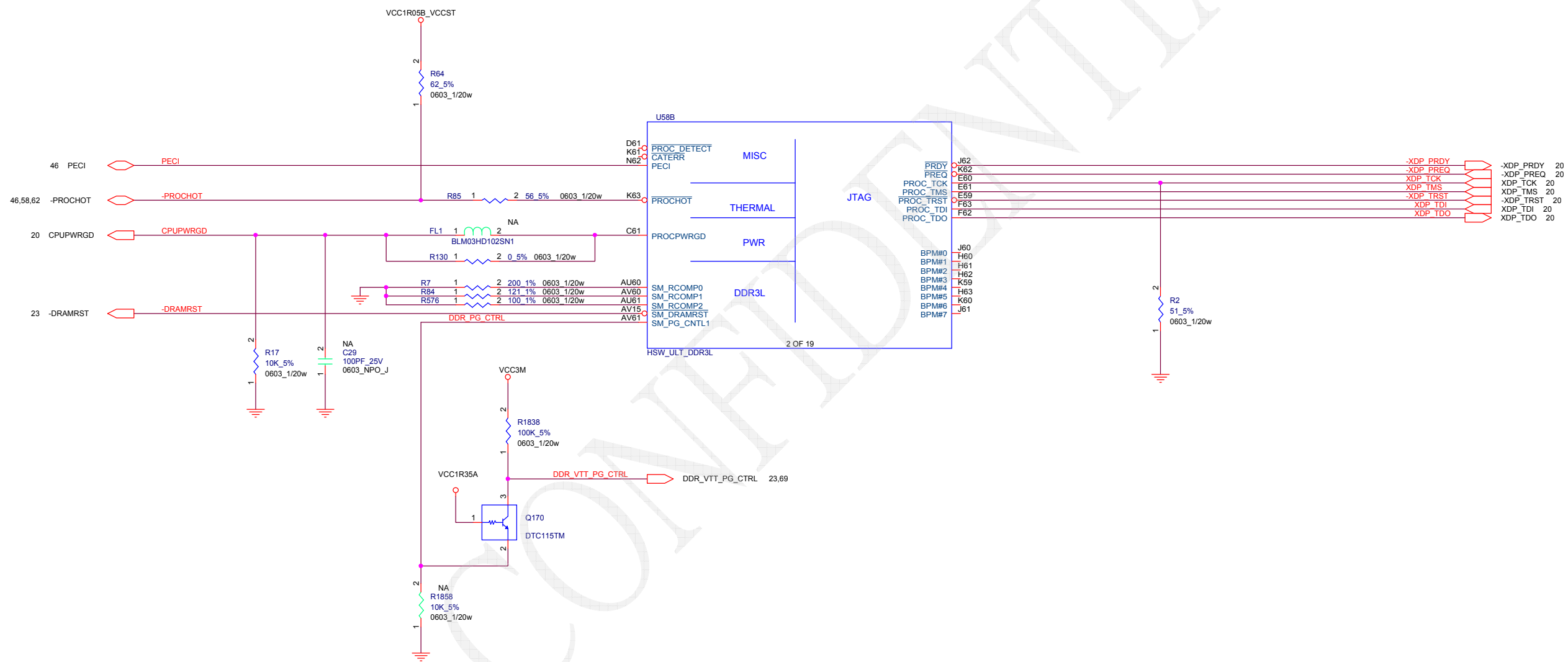


Near U104 on the opposite side



Near U105





23 M_A_DQ[63:0]

M_A_DQ0 AH63 SA_DQ0
M_A_DQ1 AH62 SA_DQ1
M_A_DQ2 AK63 SA_DQ2
M_A_DQ3 AK62 SA_DQ3
M_A_DQ4 AH61 SA_DQ4
M_A_DQ5 AH60 SA_DQ5
M_A_DQ6 AK61 SA_DQ6
M_A_DQ7 AK60 SA_DQ7
M_A_DQ8 AM63 SA_DQ8
M_A_DQ9 AM62 SA_DQ9
M_A_DQ10 AP63 SA_DQ10
M_A_DQ11 AP62 SA_DQ11
M_A_DQ12 AM61 SA_DQ12
M_A_DQ13 AM60 SA_DQ13
M_A_DQ14 AP61 SA_DQ14
M_A_DQ15 AP60 SA_DQ15
M_A_DQ16 AP58 SA_DQ16
M_A_DQ17 AR58 SA_DQ17
M_A_DQ18 AM57 SA_DQ18
M_A_DQ19 AL58 SA_DQ19
M_A_DQ20 AK58 SA_DQ20
M_A_DQ21 AR57 SA_DQ21
M_A_DQ22 AN57 SA_DQ22
M_A_DQ23 AP55 SA_DQ23
M_A_DQ24 SA_MA1 SA_DQ24
M_A_DQ25 AR55 SA_DQ25
M_A_DQ26 AM54 SA_DQ26
M_A_DQ27 AK54 SA_DQ27
M_A_DQ28 AL55 SA_DQ28
M_A_DQ29 AK55 SA_DQ29
M_A_DQ30 AR54 SA_DQ30
M_A_DQ31 AN54 SA_DQ31
M_A_DQ32 AY58 SA_DQ32
M_A_DQ33 AW58 SA_DQ33
M_A_DQ34 AY56 SA_DQ34
M_A_DQ35 AW56 SA_DQ35
M_A_DQ36 AV58 SA_DQ36
M_A_DQ37 AU58 SA_DQ37
M_A_DQ38 AV56 SA_DQ38
M_A_DQ39 AU56 SA_DQ39
M_A_DQ40 AY54 SA_DQ40
M_A_DQ41 AW54 SA_DQ41
M_A_DQ42 AY52 SA_DQ42
M_A_DQ43 AW52 SA_DQ43
M_A_DQ44 AV54 SA_DQ44
M_A_DQ45 AU54 SA_DQ45
M_A_DQ46 AV52 SA_DQ46
M_A_DQ47 AU52 SA_DQ47
M_A_DQ48 AK40 SA_DQ48
M_A_DQ49 AK42 SA_DQ49
M_A_DQ50 AM43 SA_DQ50
M_A_DQ51 AM45 SA_DQ51
M_A_DQ52 AK45 SA_DQ52
M_A_DQ53 AK43 SA_DQ53
M_A_DQ54 AM40 SA_DQ54
M_A_DQ55 AM42 SA_DQ55
M_A_DQ56 AM46 SA_DQ56
M_A_DQ57 AK46 SA_DQ57
M_A_DQ58 AM49 SA_DQ58
M_A_DQ59 AK49 SA_DQ59
M_A_DQ60 AM48 SA_DQ60
M_A_DQ61 AK48 SA_DQ61
M_A_DQ62 AM51 SA_DQ62
M_A_DQ63 AK51 SA_DQ63

U58C

DDR CHANNEL A

3 OF 19

HSW_ULT_DDR3L

SA_CLK#0 AU37 -M_A_DDRCLK0_800M -M_A_DDRCLK0_800M 23
SA_CLK#1 AV37 M_A_DDRCLK0_800M M_A_DDRCLK0_800M 23
SA_CLK#1 AW36 -M_A_DDRCLK1_800M -M_A_DDRCLK1_800M 23
SA_CLK#1 AY36 M_A_DDRCLK1_800M M_A_DDRCLK1_800M 23
SA_CKE0 AU43 M_A_CKE0 M_A_CKE0 23
SA_CKE1 AW43 M_A_CKE1 M_A_CKE1 23
SA_CKE2 AY42
SA_CKE3 AY43
SA_CS#0 AP33 -M_A_CS0 -M_A_CS0 23
SA_CS#1 AR32 -M_A_CS1 -M_A_CS1 23
SA_ODT0 AP32
SA_RAS AY34 -M_A_RAS -M_A_RAS 23
SA_WE AW34 -M_A_WE -M_A_WE 23
SA_CAS AU34 -M_A_CAS -M_A_CAS 23
SA_BA0 AU35 M_A_BS0 M_A_BS0 23
SA_BA1 AV35 M_A_BS1 M_A_BS1 23
SA_BA2 AY41 M_A_BS2 M_A_BS2 23
SA_MA0 AU36 M_A_A0
SA_MA1 AY37 M_A_A1
SA_MA2 AR38 M_A_A2
SA_MA3 AP36 M_A_A3
SA_MA4 AU39 M_A_A4
SA_MA5 AR36 M_A_A5
SA_MA6 AV40 M_A_A6
SA_MA7 AW39 M_A_A7
SA_MA8 AY39 M_A_A8
SA_MA9 AU40 M_A_A9
SA_MA10 AP35 M_A_A10
SA_MA11 AW41 M_A_A11
SA_MA12 AU41 M_A_A12
SA_MA13 AR35 M_A_A13
SA_MA14 AV42 M_A_A14
SA_MA15 AU42 M_A_A15
SA_DQS#0 AJ61 -M_A_DQS0 -M_A_DQS0 23
SA_DQS#1 AN62 -M_A_DQS1 -M_A_DQS1 23
SA_DQS#2 AM58 -M_A_DQS2 -M_A_DQS2 23
SA_DQS#3 AM55 -M_A_DQS3 -M_A_DQS3 23
SA_DQS#4 AV57 -M_A_DQS4 -M_A_DQS4 23
SA_DQS#5 AV53 -M_A_DQS5 -M_A_DQS5 23
SA_DQS#6 AL43 -M_A_DQS6 -M_A_DQS6 23
SA_DQS#7 AL48 -M_A_DQS7 -M_A_DQS7 23
SA_DQSP0 AJ62 M_A_DQS0
SA_DQSP1 AN61 M_A_DQS1
SA_DQSP2 AN58 M_A_DQS2
SA_DQSP3 AN55 M_A_DQS3
SA_DQSP4 AW57 M_A_DQS4
SA_DQSP5 AW53 M_A_DQS5
SA_DQSP6 AL42 M_A_DQS6
SA_DQSP7 AL49 M_A_DQS7
AP49 DDR3_VREF_CA_M3 23
AR51 DDR3_VREF_DO_SA_M3 23
AP51

M_A_A[15:0] 23

-M_A_DQS[7:0] 23

M_A_DQS[7:0] 23



U58D

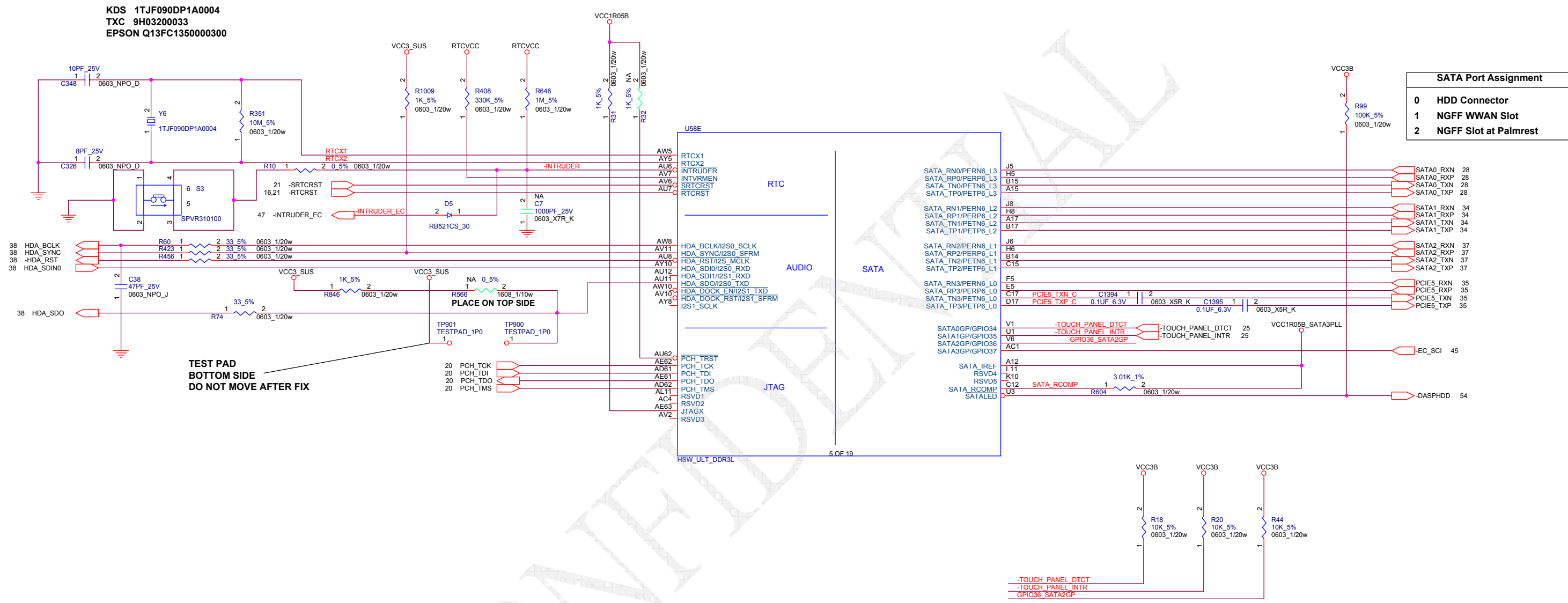
AY31 SB_DQ0
AW31 SB_DQ1
AY29 SB_DQ2
AW29 SB_DQ3
AV31 SB_DQ4
AU31 SB_DQ5
AV29 SB_DQ6
AU29 SB_DQ7
AY27 SB_DQ8
AW27 SB_DQ9
AY25 SB_DQ10
AW25 SB_DQ11
AV27 SB_DQ12
AU27 SB_DQ13
AV25 SB_DQ14
AU25 SB_DQ15
AM29 SB_DQ16
AK29 SB_DQ17
AL28 SB_DQ18
AK28 SB_DQ19
AR29 SB_DQ20
AN29 SB_DQ21
AR28 SB_DQ22
AP28 SB_DQ23
AN26 SB_DQ24
AR26 SB_DQ25
AR25 SB_DQ26
AP25 SB_DQ27
AK26 SB_DQ28
AM26 SB_DQ29
AK25 SB_DQ30
AL25 SB_DQ31
AY23 SB_DQ32
AW23 SB_DQ33
AY21 SB_DQ34
AW21 SB_DQ35
AV23 SB_DQ36
AU23 SB_DQ37
AV21 SB_DQ38
AU21 SB_DQ39
AY19 SB_DQ40
AW19 SB_DQ41
AY17 SB_DQ42
AW17 SB_DQ43
AV19 SB_DQ44
AU19 SB_DQ45
AV17 SB_DQ46
AU17 SB_DQ47
AR21 SB_DQ48
AR22 SB_DQ49
AL21 SB_DQ50
AM22 SB_DQ51
AN22 SB_DQ52
AP21 SB_DQ53
AK22 SB_DQ54
AN20 SB_DQ55
AR20 SB_DQ56
AK18 SB_DQ57
AL18 SB_DQ58
AK20 SB_DQ59
AM20 SB_DQ60
AR18 SB_DQ61
AP18 SB_DQ62
SB_DQ63

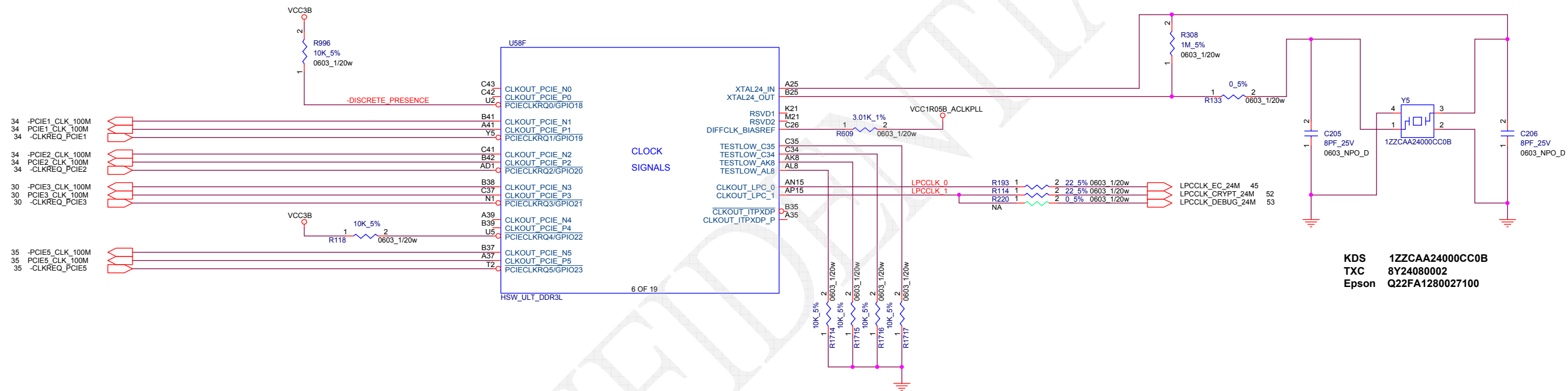
DDR CHANNEL B

SB_CK#0 AM38
SB_CK0 AN38
SB_CK#1 AK38
SB_CK1 AL38
SB_CKE0 AY49
SB_CKE1 AU50
SB_CKE2 AW49
SB_CKE3 AV50
SB_CS#0 AM32
SB_CS#1 AK32
SB_ODT0 AL32
SB_RAS AM35
SB_WE AK35
SB_CAS AM33
SB_BA0 AL35
SB_BA1 AM36
SB_BA2 AU49
SB_MA0 AP40
SB_MA1 AR40
SB_MA2 AP42
SB_MA3 AR42
SB_MA4 AR45
SB_MA5 AP45
SB_MA6 AW46
SB_MA7 AY46
SB_MA8 AY47
SB_MA9 AU46
SB_MA10 AK36
SB_MA11 AV47
SB_MA12 AU47
SB_MA13 AK33
SB_MA14 AR46
SB_MA15 AP46
SB_DQSN0 AW30
SB_DQSN1 AV26
SB_DQSN2 AN28
SB_DQSN3 AN25
SB_DQSN4 AW22
SB_DQSN5 AV18
SB_DQSN6 AN21
SB_DQSN7 AN18
SB_DQSP0 AV30
SB_DQSP1 AW26
SB_DQSP2 AM28
SB_DQSP3 AM25
SB_DQSP4 AV22
SB_DQSP5 AW18
SB_DQSP6 AM21
SB_DQSP7 AM18

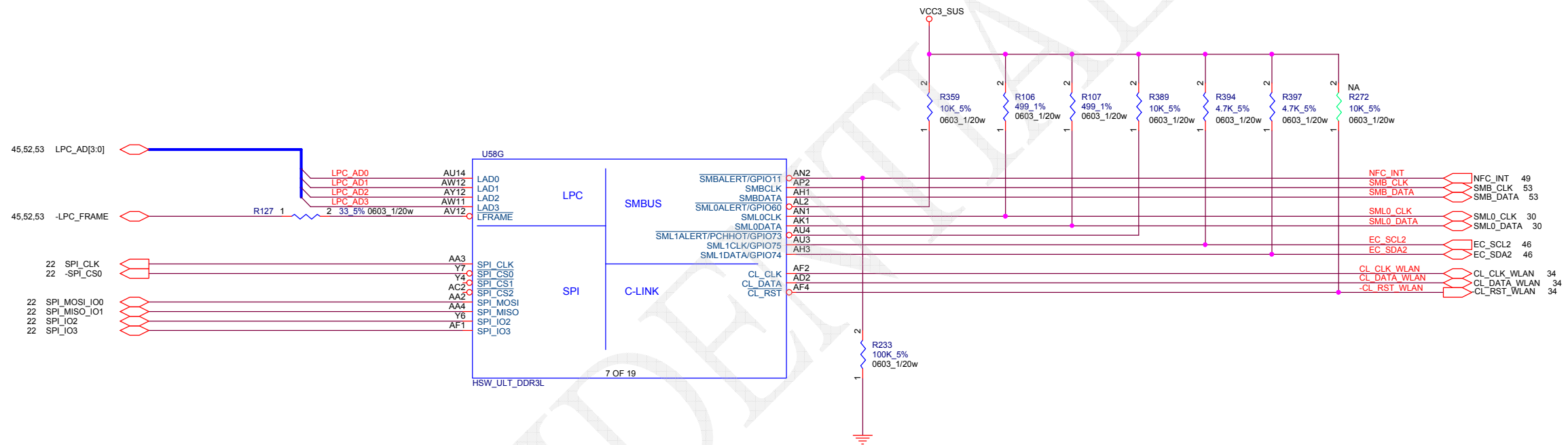
HSW_ULI_DDR3L

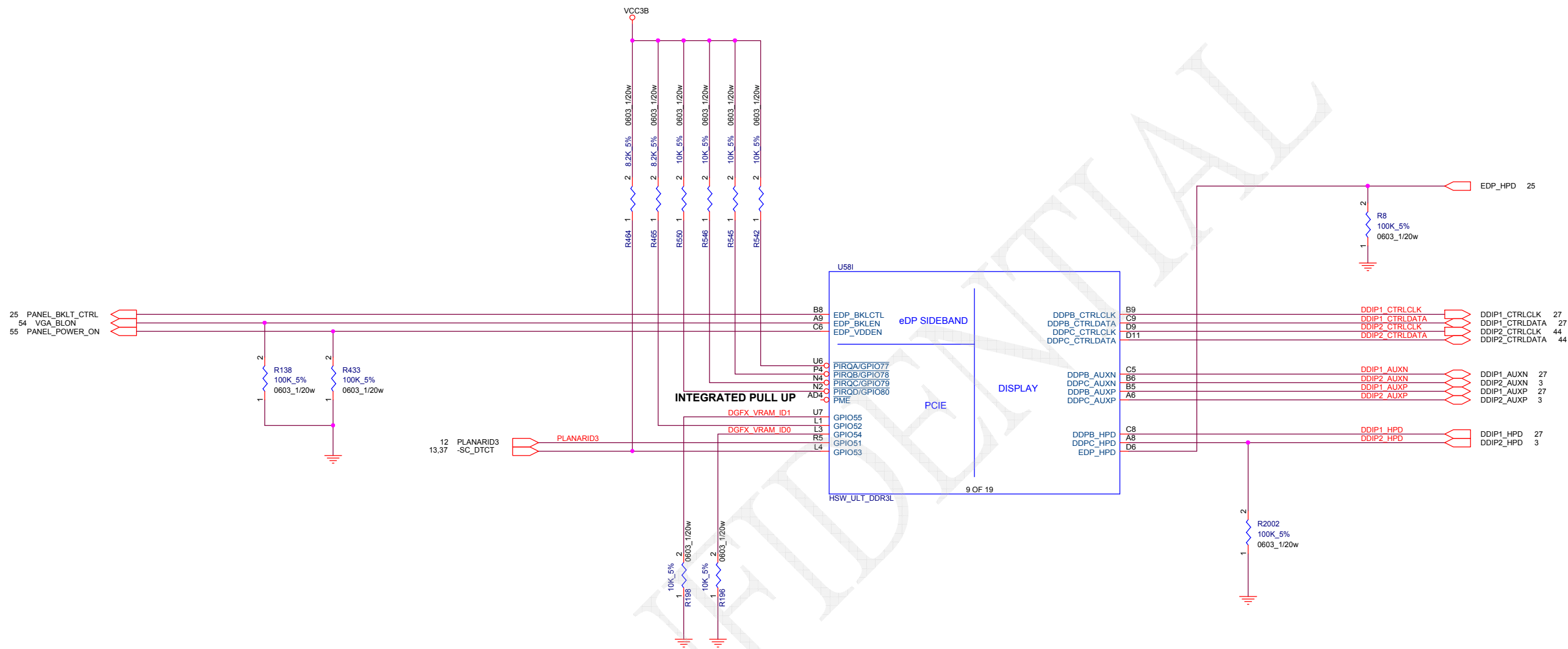






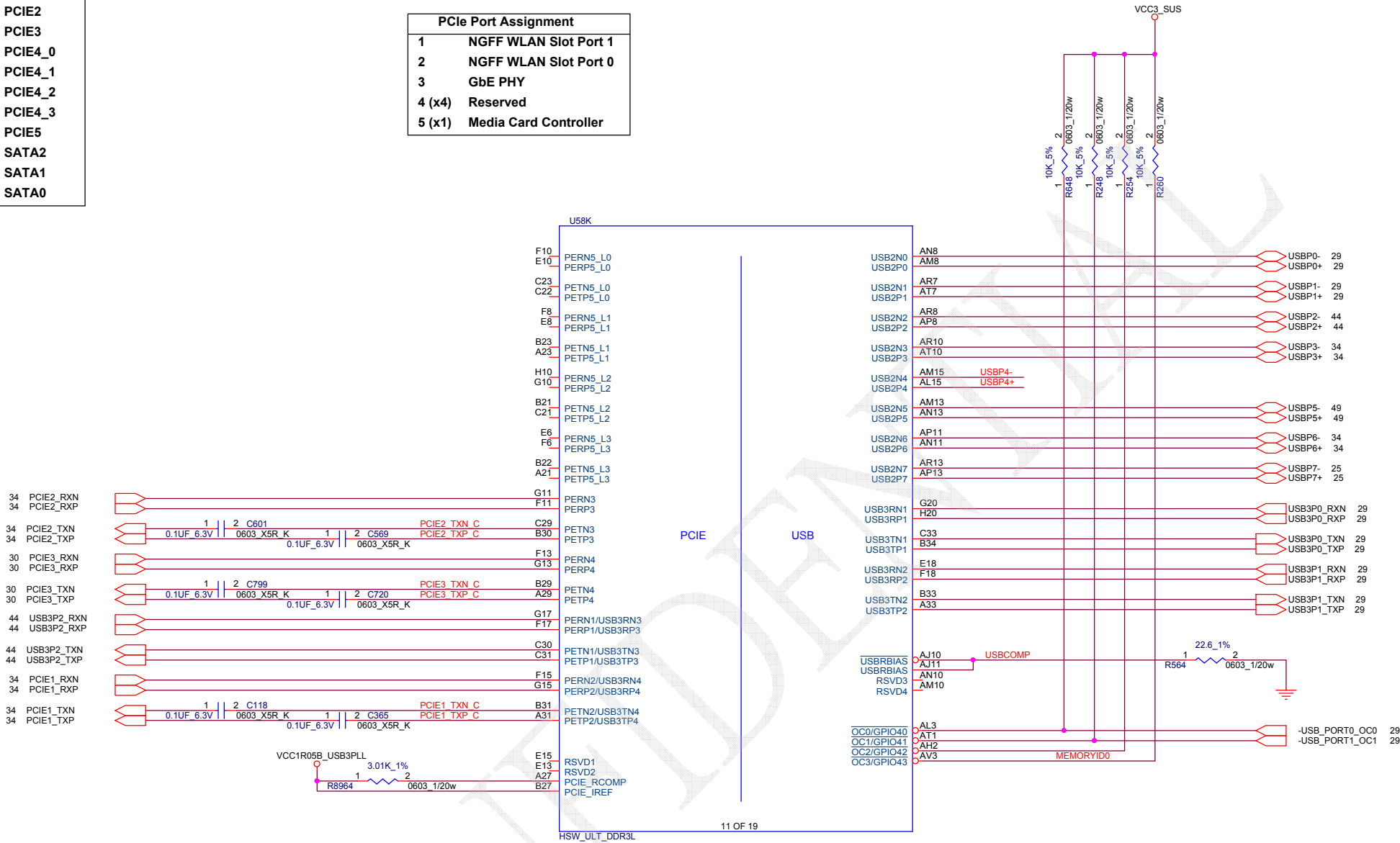
KDS 1ZZCAA24000CC0B
TXC 8Y24080002
Epson Q22FA1280027100





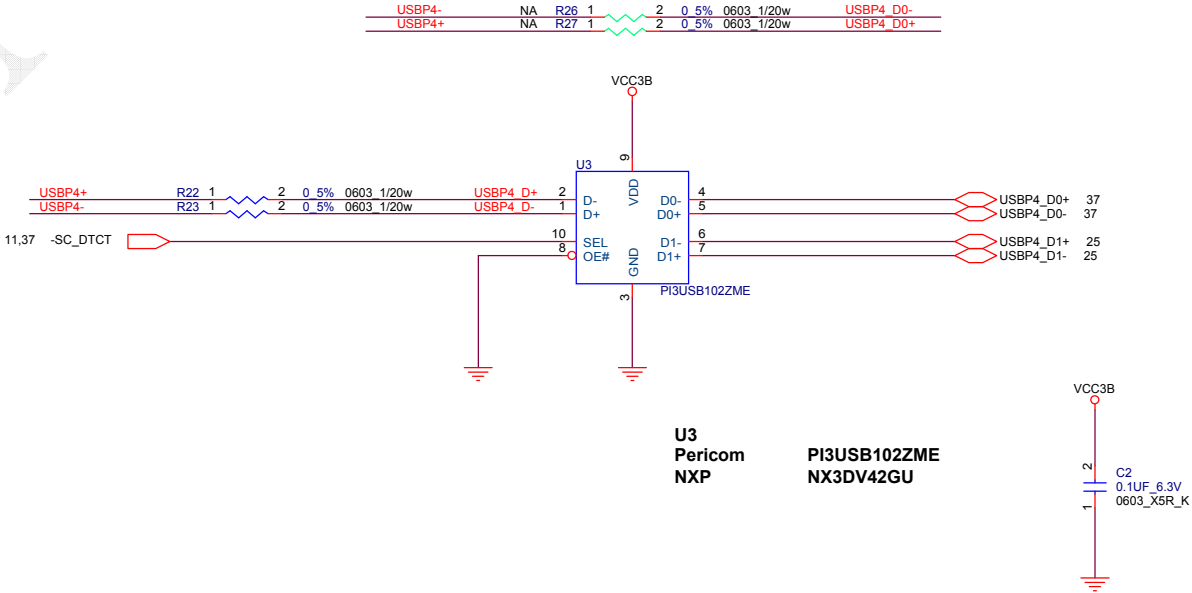
Flexible I/O Configuration			
I/O	High Speed Signals	Configuration	Net Name
Port 1	USB3 1	USB3 1	USB3P0
Port 2	USB3 2	USB3 2	USB3P1
Port 3	PCIE 1/USB3 3	USB3 3	USB3P2
Port 4	PCIE 2/USB3 4	PCIE 2	PCIE1
Port 5	PCIE 3	PCIE 3	PCIE2
Port 6	PCIE 4	PCIE 4	PCIE3
Port 7	PCIE 5 L0	PCIE 5 L0	PCIE4_0
Port 8	PCIE 5 L1	PCIE 5 L1	PCIE4_1
Port 9	PCIE 5 L2	PCIE 5 L2	PCIE4_2
Port 10	PCIE 5 L3	PCIE 5 L3	PCIE4_3
Port 11	PCIE 6 L0	PCIE 6 L0	PCIE5
Port 12	SATA 2/PCIE 6 L1	SATA 2	SATA2
Port 13	SATA 1/PCIE 6 L2	SATA 1	SATA1
Port 14	SATA 0/PCIE 6 L3	SATA 0	SATA0

PCIe Port Assignment	
1	NGFF WLAN Slot Port 1
2	NGFF WLAN Slot Port 0
3	GbE PHY
4 (x4)	Reserved
5 (x1)	Media Card Controller



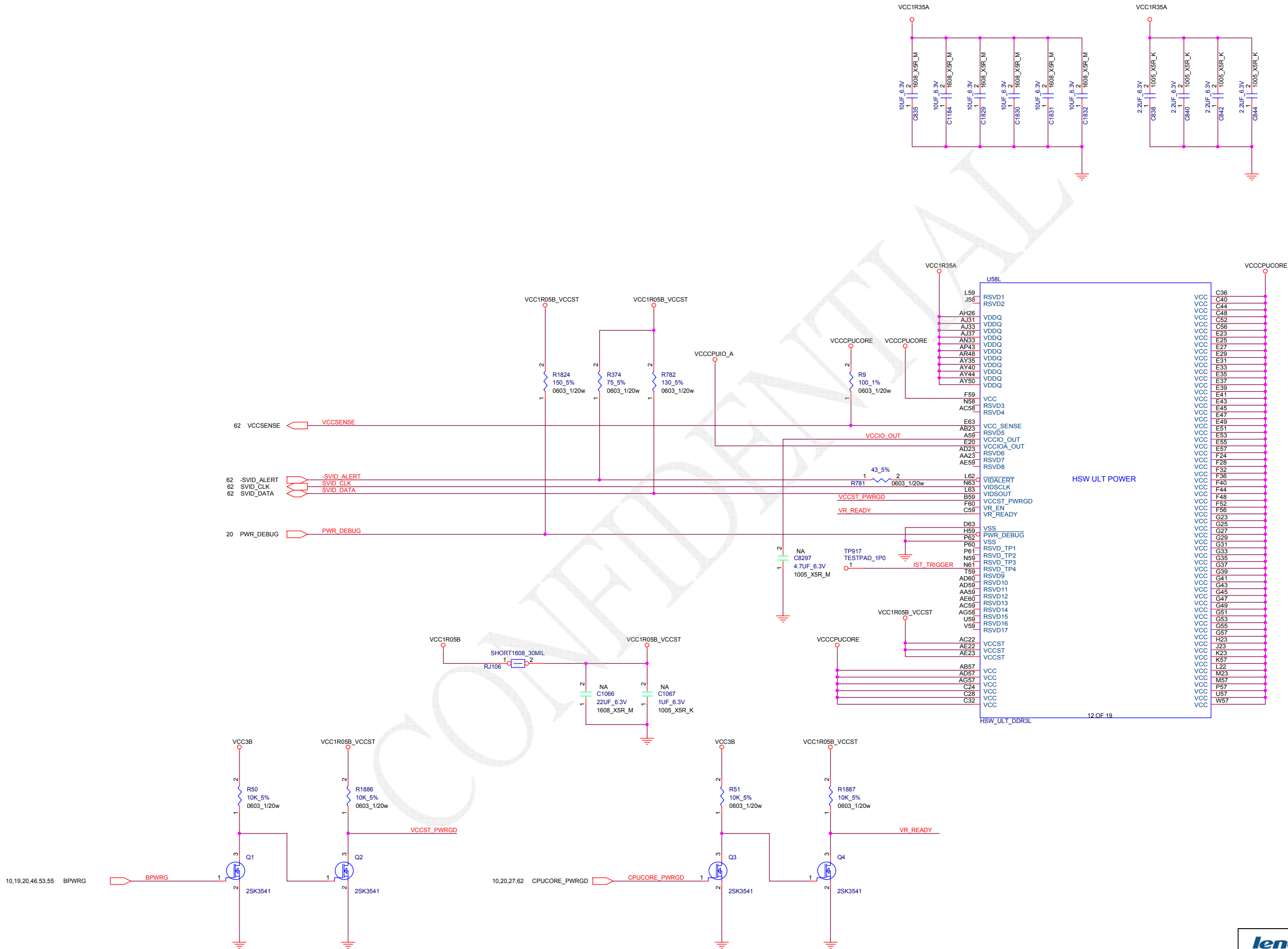
USB Port Assignment	
0	USB 3.0 System Port (AOU)
1	USB 3.0 System Port (Debug)
2	USB 3.0 Docking
3	NGFF WWAN Slot
4	Smart Card Slot or Touch Panel
5	Fingerprint Reader
6	NGFF WLAN Slot
7	USB Camera

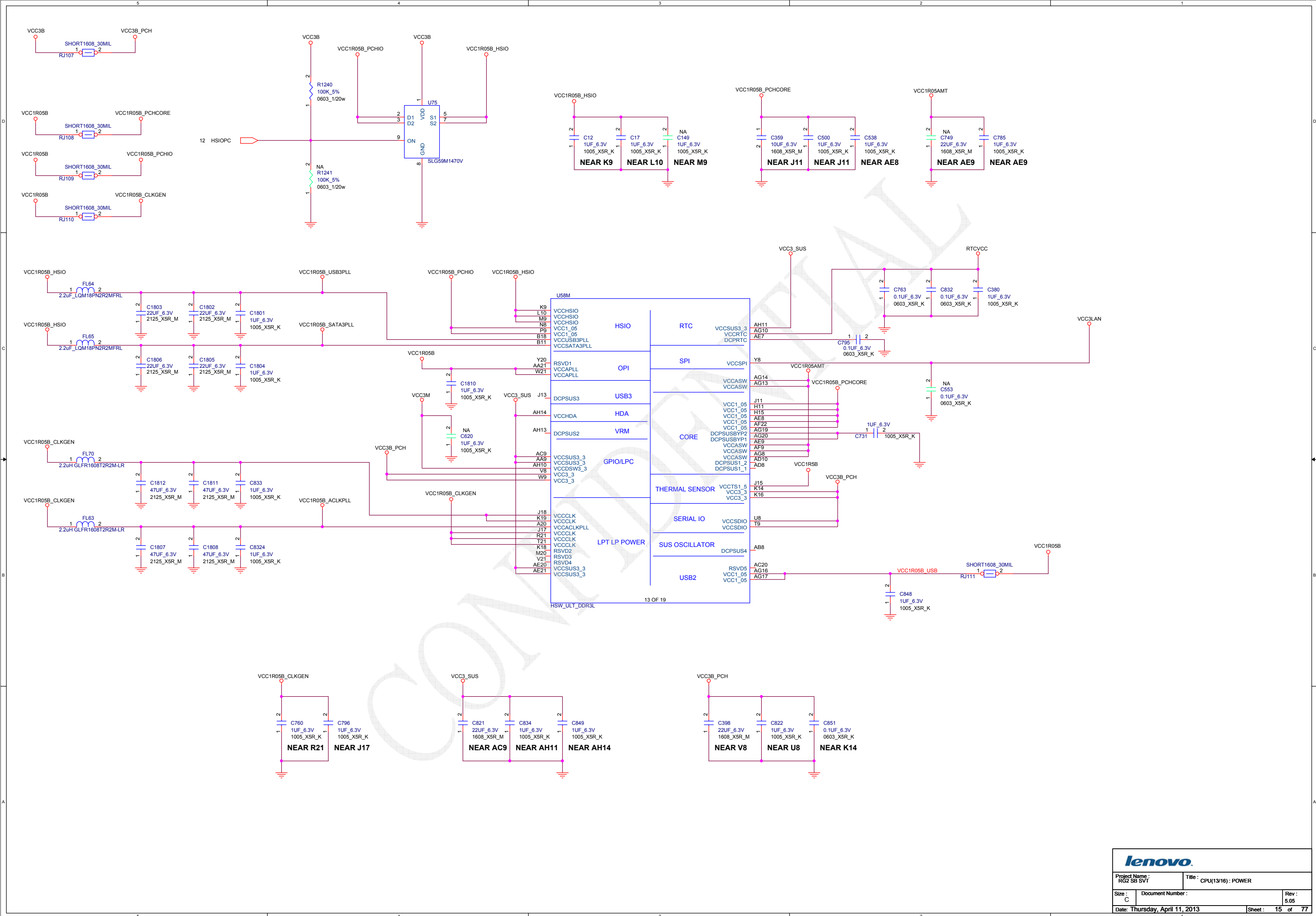
USB 3.0 Port Assignment	
0	USB 3.0 System Port (AOU)
1	USB 3.0 System Port (Debug)
2	USB 3.0 Docking



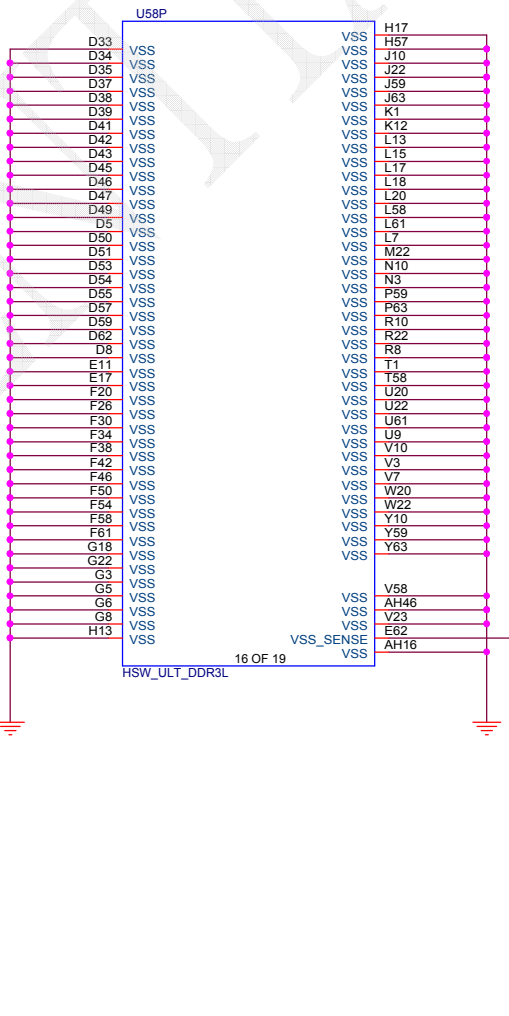
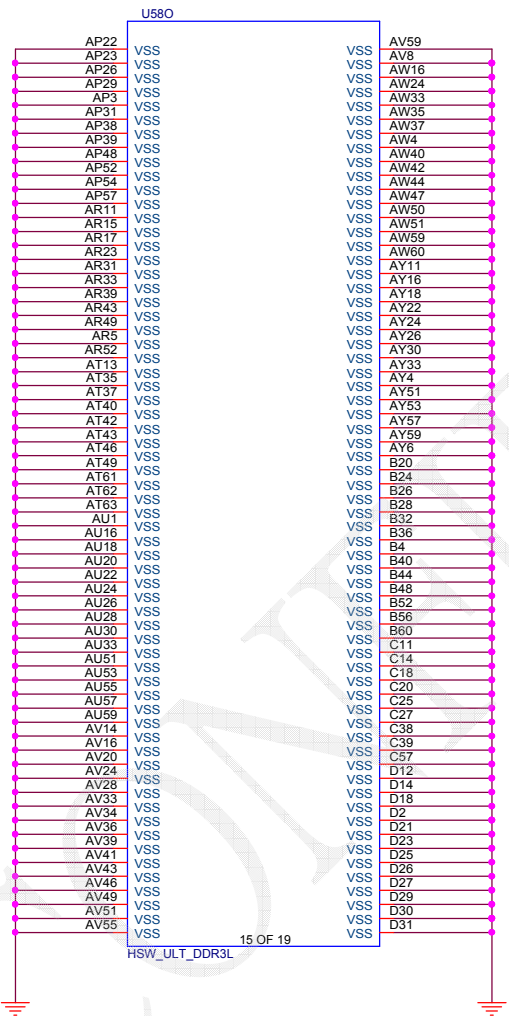

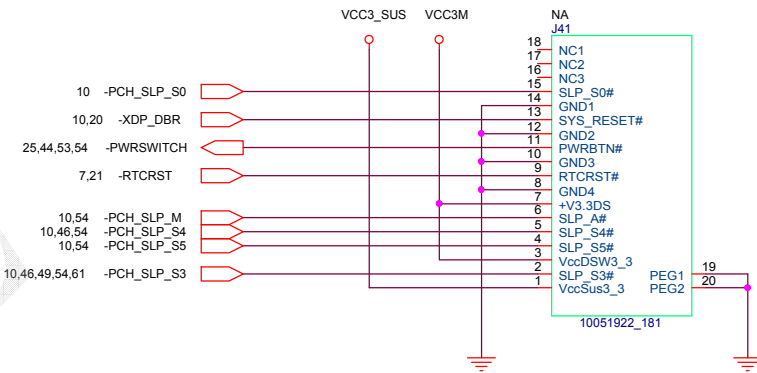
Device Selection	
0	Smart Card Slot
1	Touch Panel

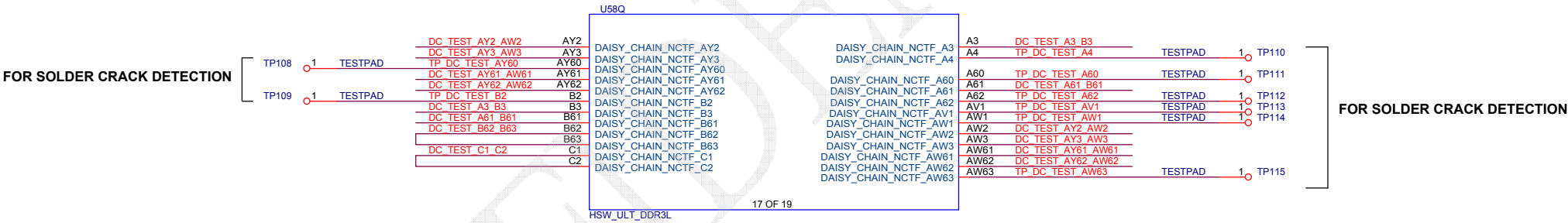






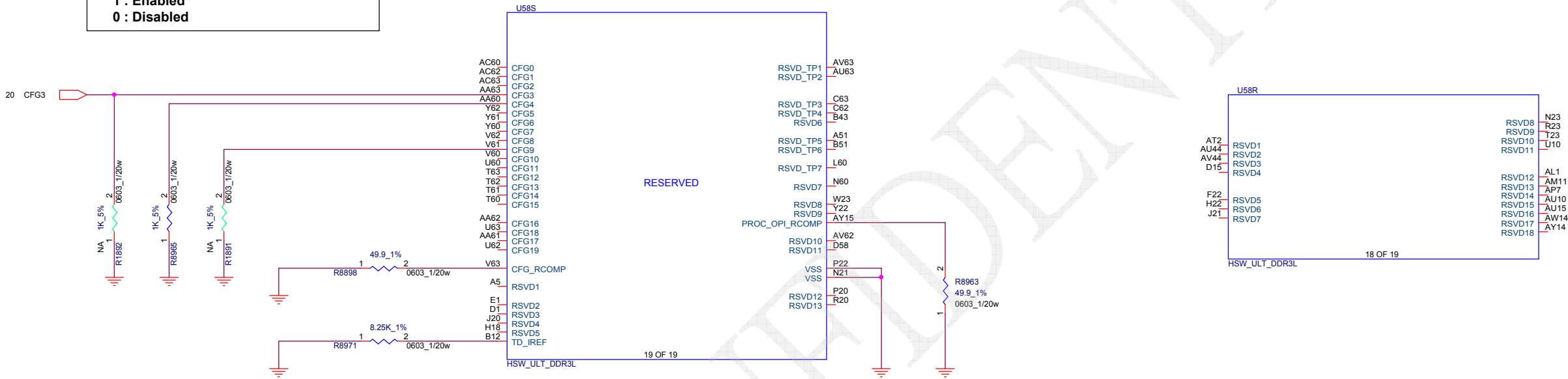
APS/PETS Interface





TABLE

CFG4 : Display Port Presence 1 : Disabled 0 : Enabled
CFG9 : SVID Bus Communication 1 : Enabled 0 : Disabled



Project Name :
RG2 SB SV1

Title :
CPU(16/16) : CFG/RESERVED

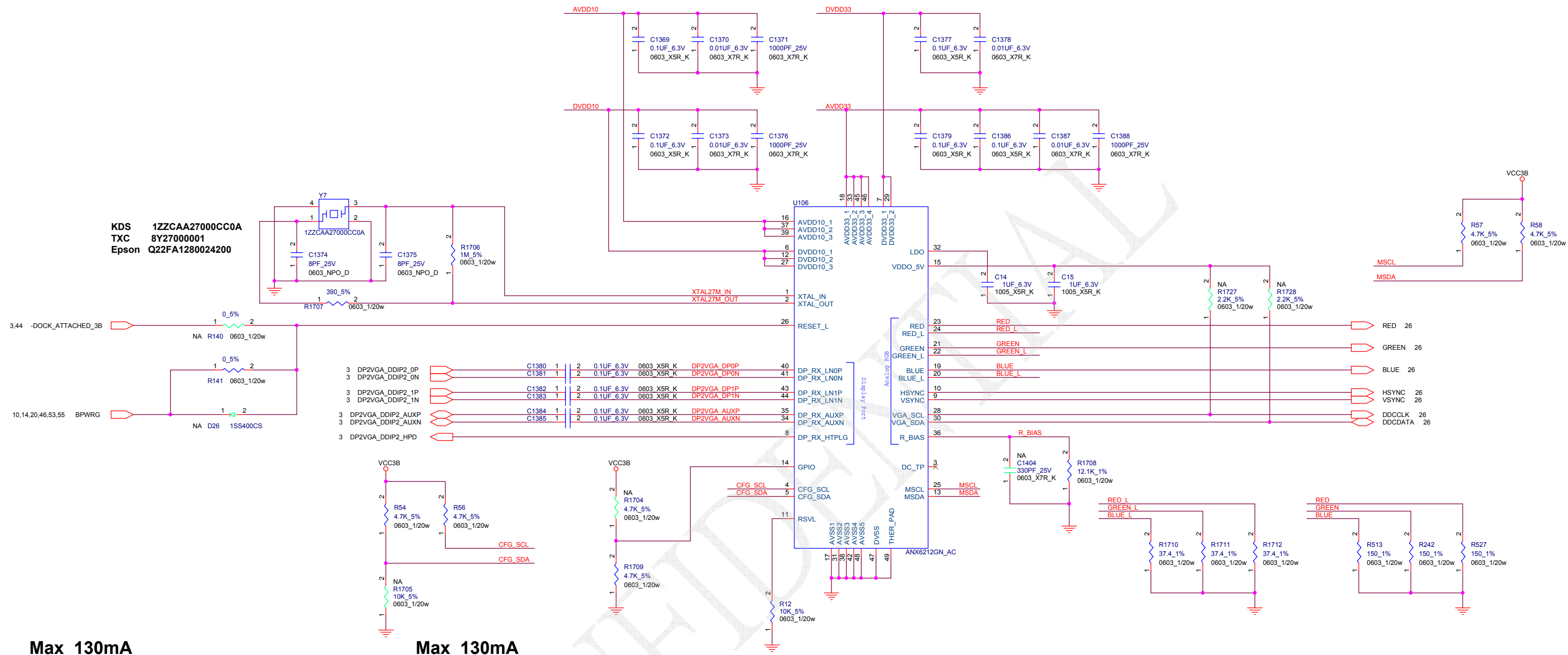
Size :
C

Document Number :

Rev :
5.05

Date: Thursday, April 11, 2013

Sheet : 18 of 77



2.2uF, 0.1uF, 1000pF : Near filter

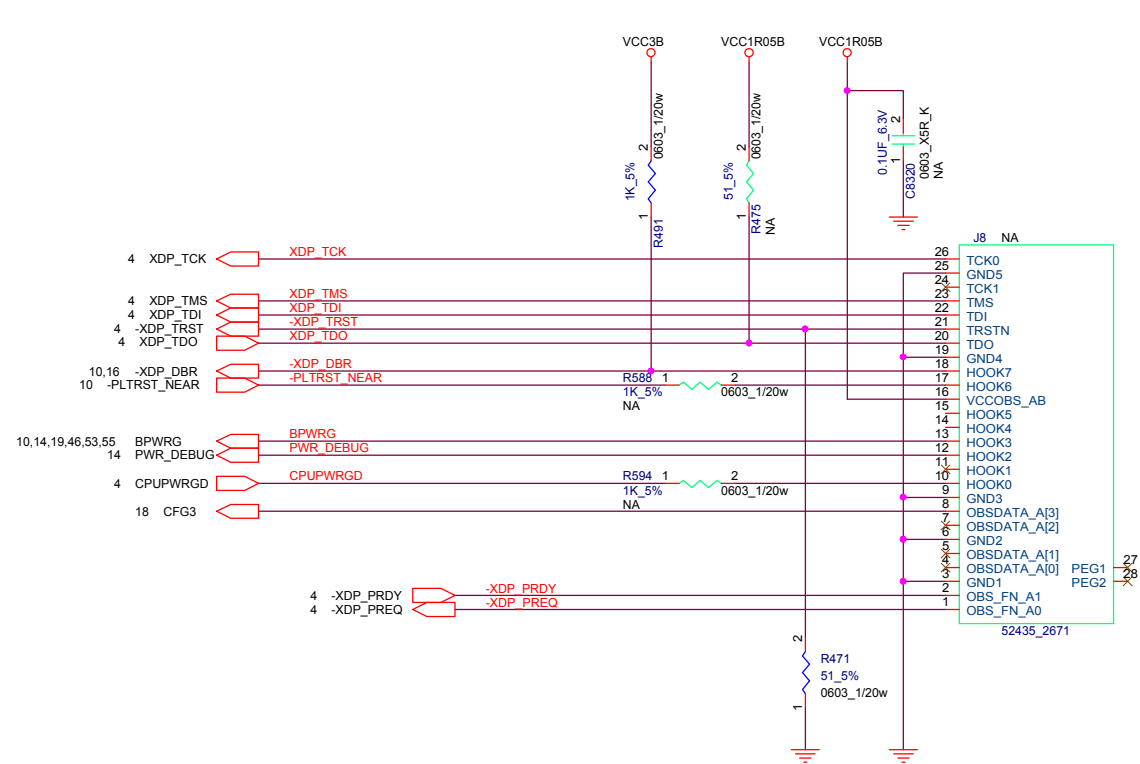


TABLE NOTE: J8 "ASM" FOR PDV ONLY.

SIGNAL	REF DES	ENABLE	DISABLE
TDO	R475	ASM	NO ASM
TRST#	R471	ASM	ASM
DBRST#	R491	ASM	ASM
RESET#	R588	ASM	NO ASM
PWRGD	R594	ASM	NO ASM
	C8320	ASM	NO ASM
	J8	ASM	NO ASM

↑
LOGIC

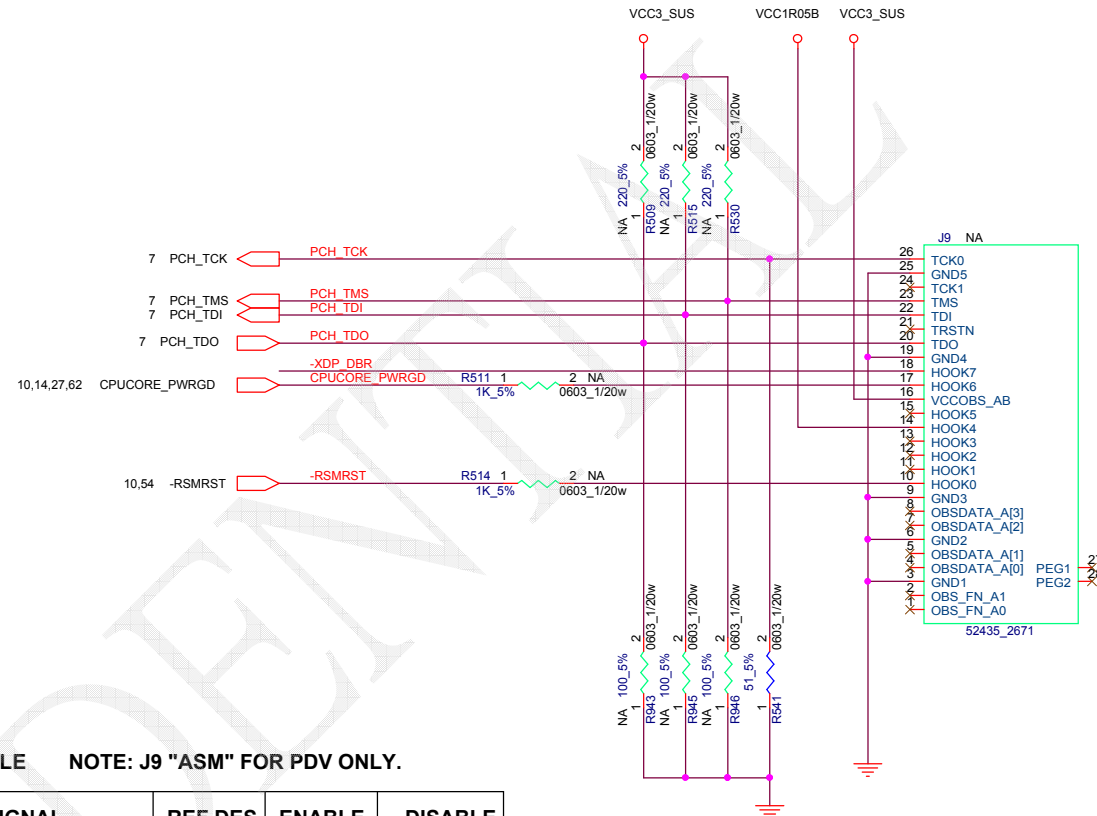
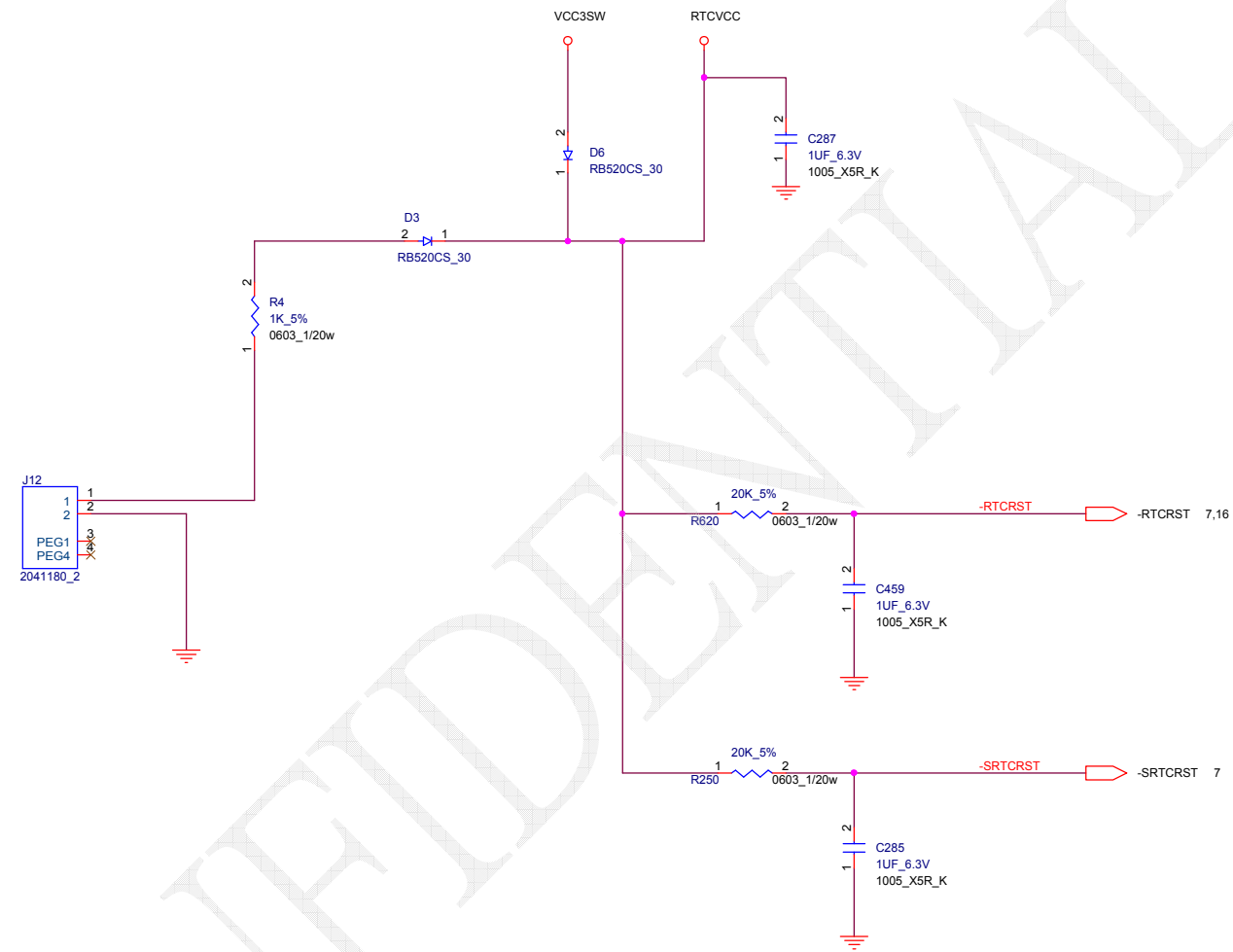


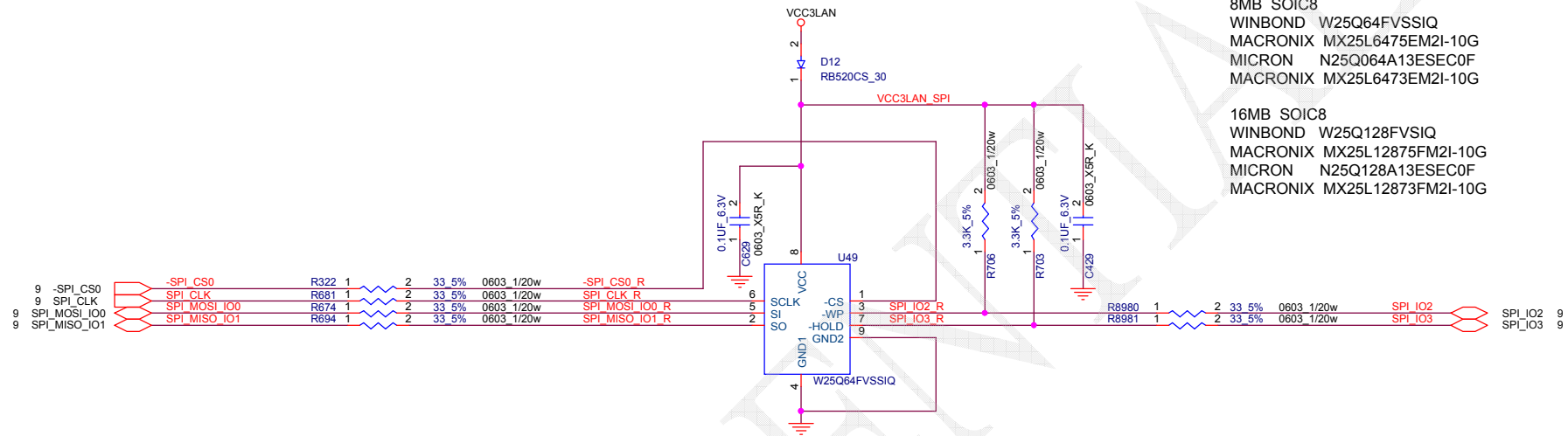
TABLE NOTE: J9 "ASM" FOR PDV ONLY.

SIGNAL	REF DES	ENABLE	DISABLE
TDO	R509 R943	220 100	NO ASM NO ASM
TMS	R530 R946	220 100	NO ASM NO ASM
TDI	R515 R945	220 100	NO ASM NO ASM
TCK	R541	51	51
CPUCORE_PWRGD	R511	ASM	NO ASM
-RSMRST	R514	ASM	NO ASM
	J9	ASM	NO ASM

↑
LOGIC



Project Name : RG2 SB SVT		Title : RTC BATTERY	
Size : C	Document Number :		Rev : 5.05
Date: Thursday, April 11, 2013		Sheet : 21 of 77	



SF100 PIN HEADER INTERFACE (TOP VIEW)							
1	VCC	D12.1	GND	GND	2		
3	CS#	R322.2	R681.2	CLK	4		
5	MISO	R694.2	R674.2	MOSI	6		
7	(KEY)	N/A	N/A	(RESET)	8		

TABLE

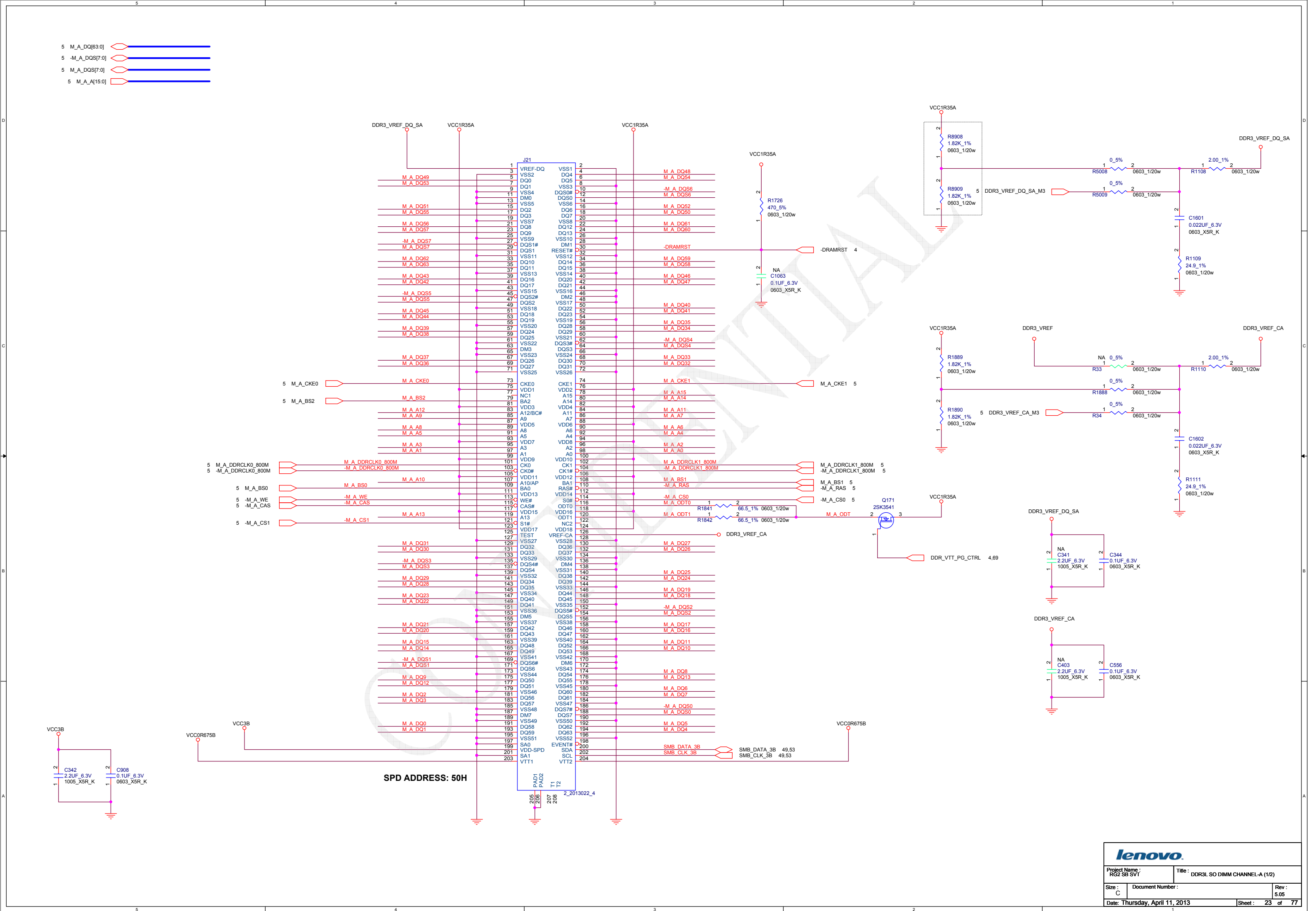
SPI	Wolverine-1 (Corporate)	Rogue-2 with Dock (Corporate)	Rogue-2 w/o Dock (Consumer)
U49	16MB	16MB	8MB

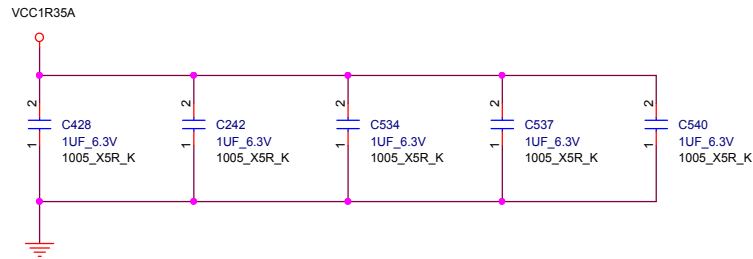
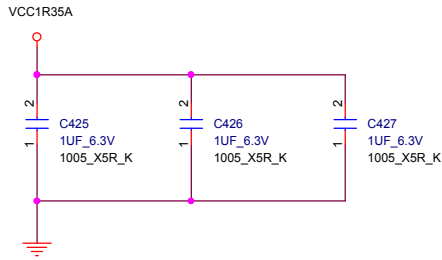
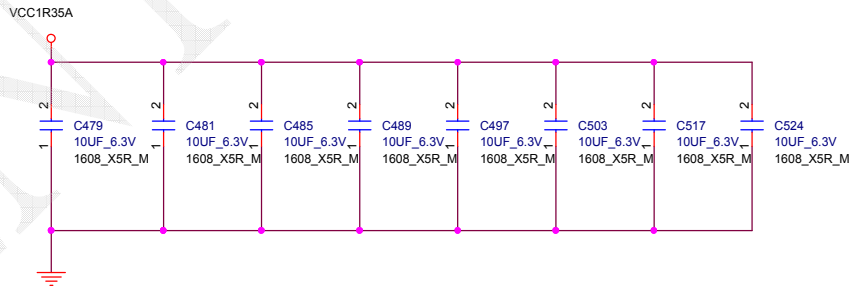
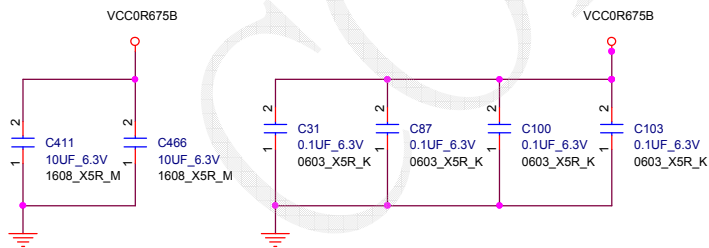
↑
LOGIC

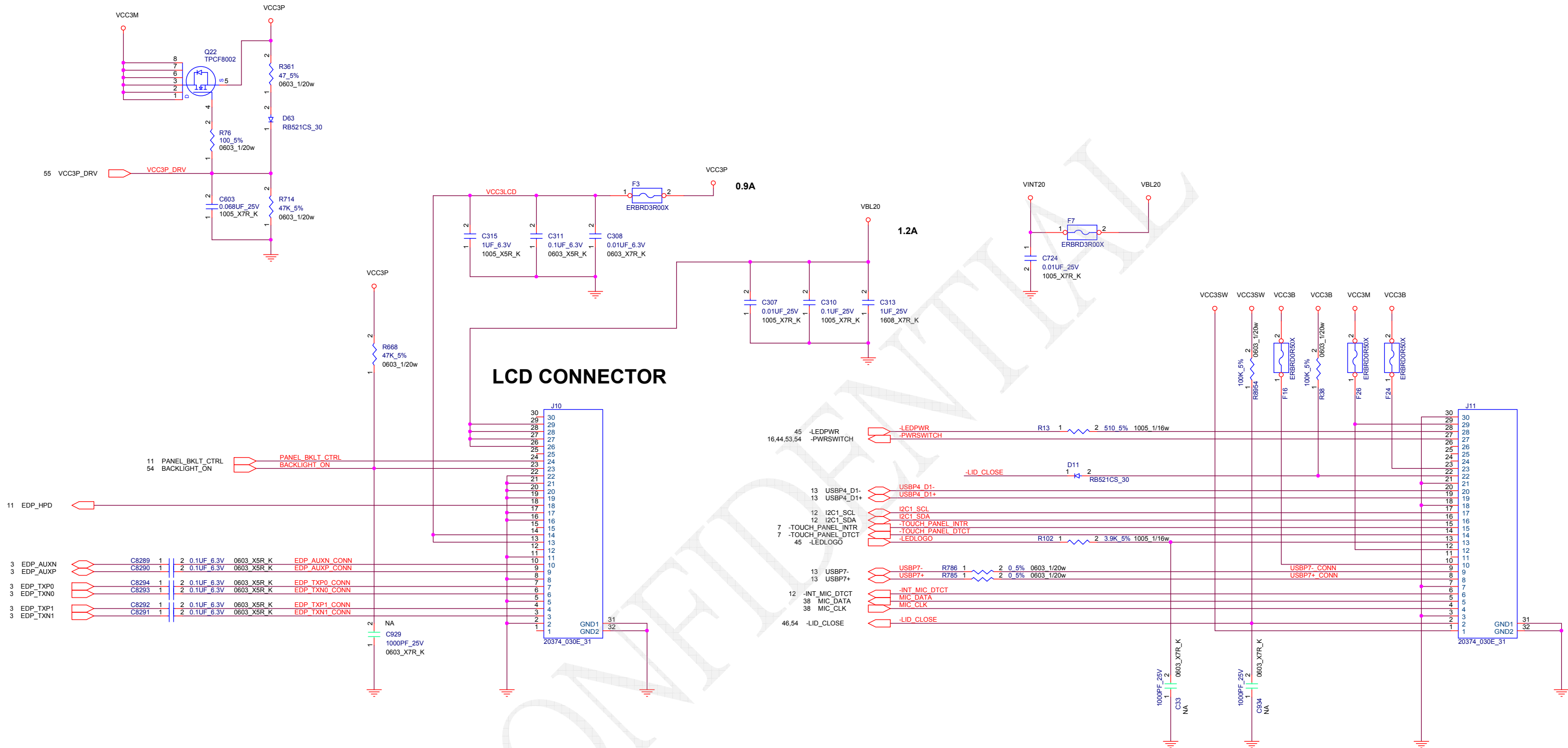
8MB SOIC8
WINBOND W25Q64FVSSIQ
MACRONIX MX25L6475EM2I-10G
MICRON N25Q064A13ESEC0F
MACRONIX MX25L6473EM2I-10G

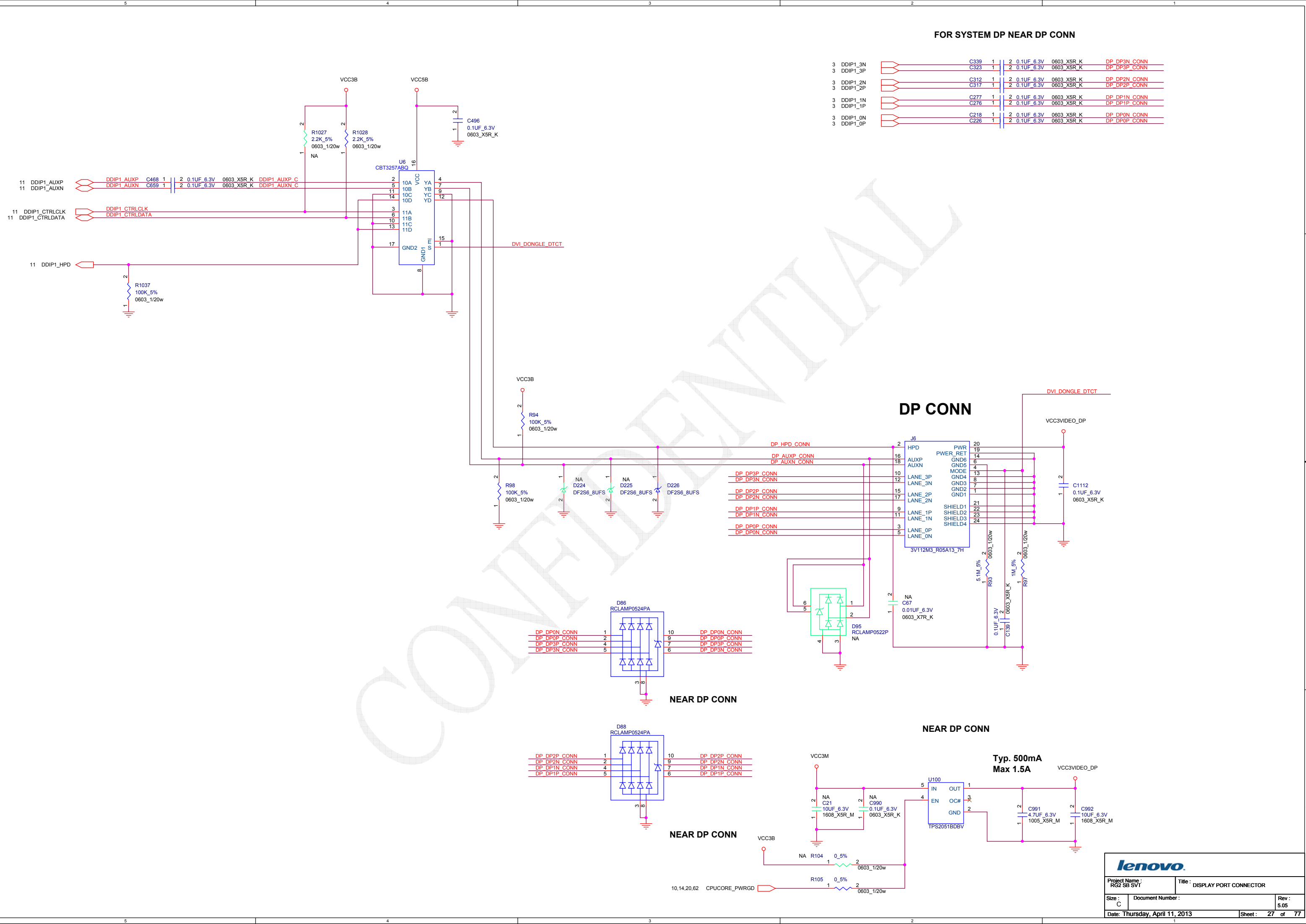
16MB SOIC8
WINBOND W25Q128FVSIQ
MACRONIX MX25L12875FM2I-10G
MICRON N25Q128A13ESEC0F
MACRONIX MX25L12873FM2I-10G











FOR SYSTEM DP NEAR DP CONN

3	DDIP1_3N	C339	1	2	0.1UF_6.3V	0603_X5R_K	DP_DP3N_CONN
3	DDIP1_3P	C323	1	2	0.1UF_6.3V	0603_X5R_K	DP_DP3P_CONN
3	DDIP1_2N	C312	1	2	0.1UF_6.3V	0603_X5R_K	DP_DP2N_CONN
3	DDIP1_2P	C317	1	2	0.1UF_6.3V	0603_X5R_K	DP_DP2P_CONN
3	DDIP1_1N	C277	1	2	0.1UF_6.3V	0603_X5R_K	DP_DP1N_CONN
3	DDIP1_1P	C276	1	2	0.1UF_6.3V	0603_X5R_K	DP_DP1P_CONN
3	DDIP1_0N	C218	1	2	0.1UF_6.3V	0603_X5R_K	DP_DP0N_CONN
3	DDIP1_0P	C226	1	2	0.1UF_6.3V	0603_X5R_K	DP_DP0P_CONN

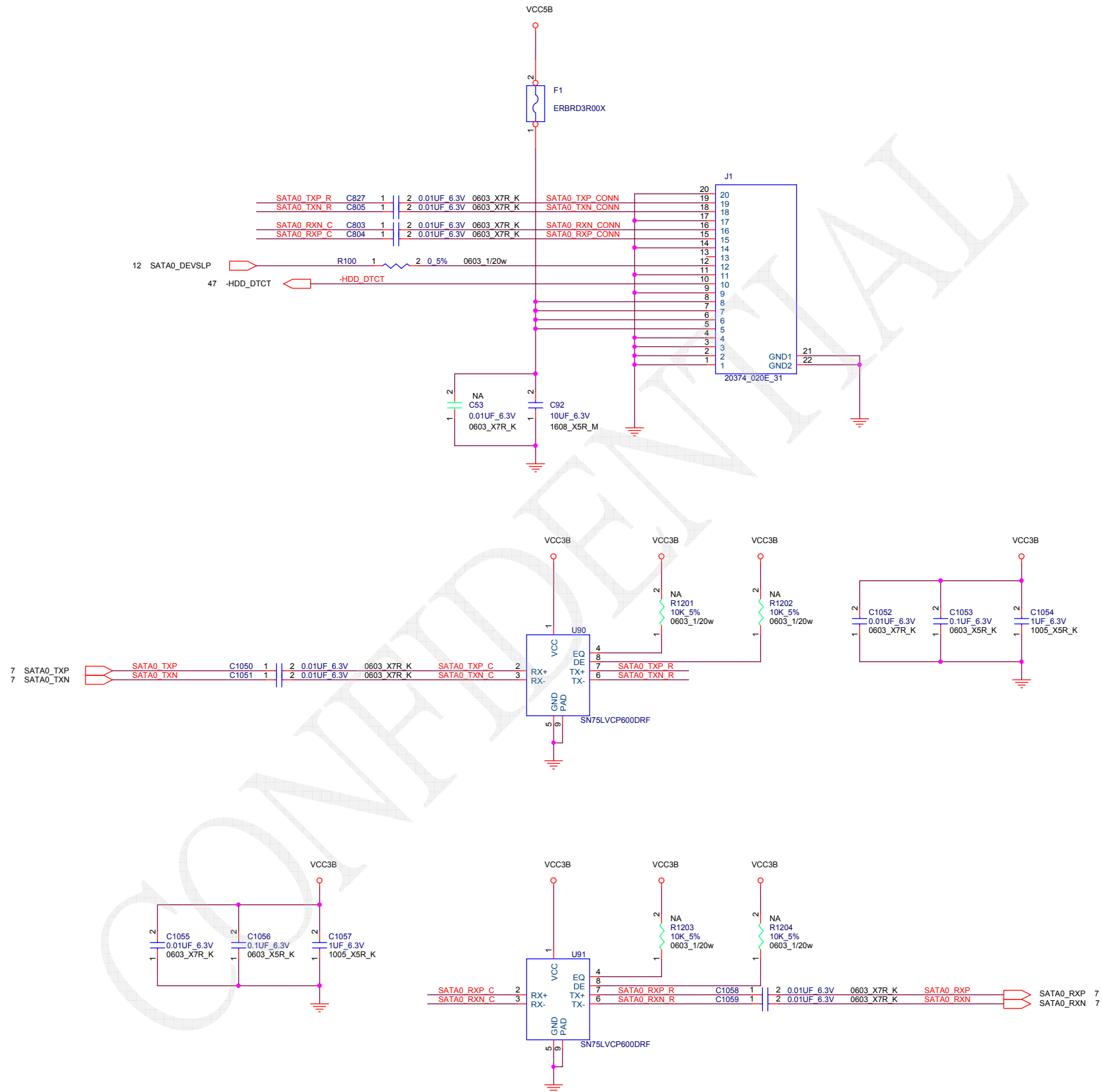
DP CONN

NEAR DP CONN

NEAR DP CONN

NEAR DP CONN





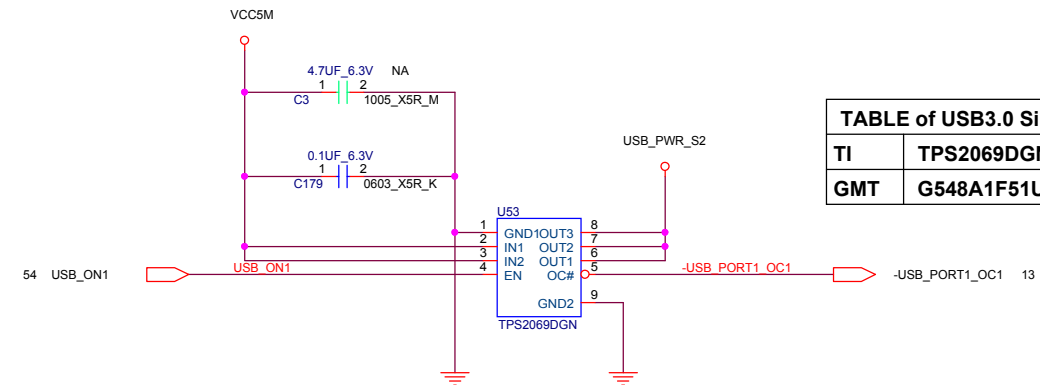
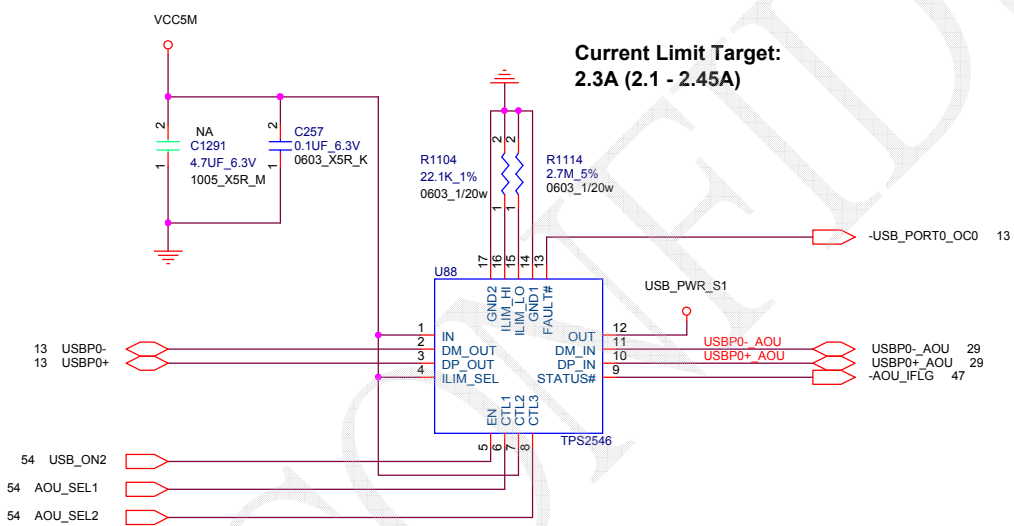
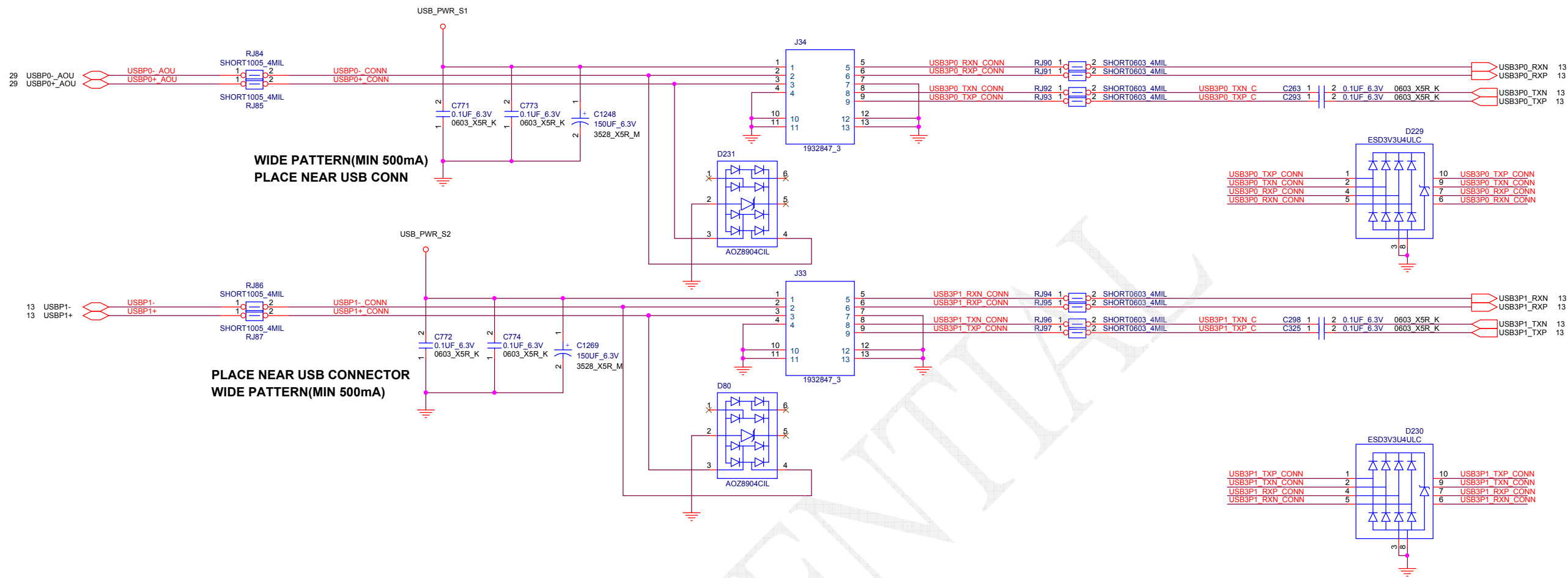
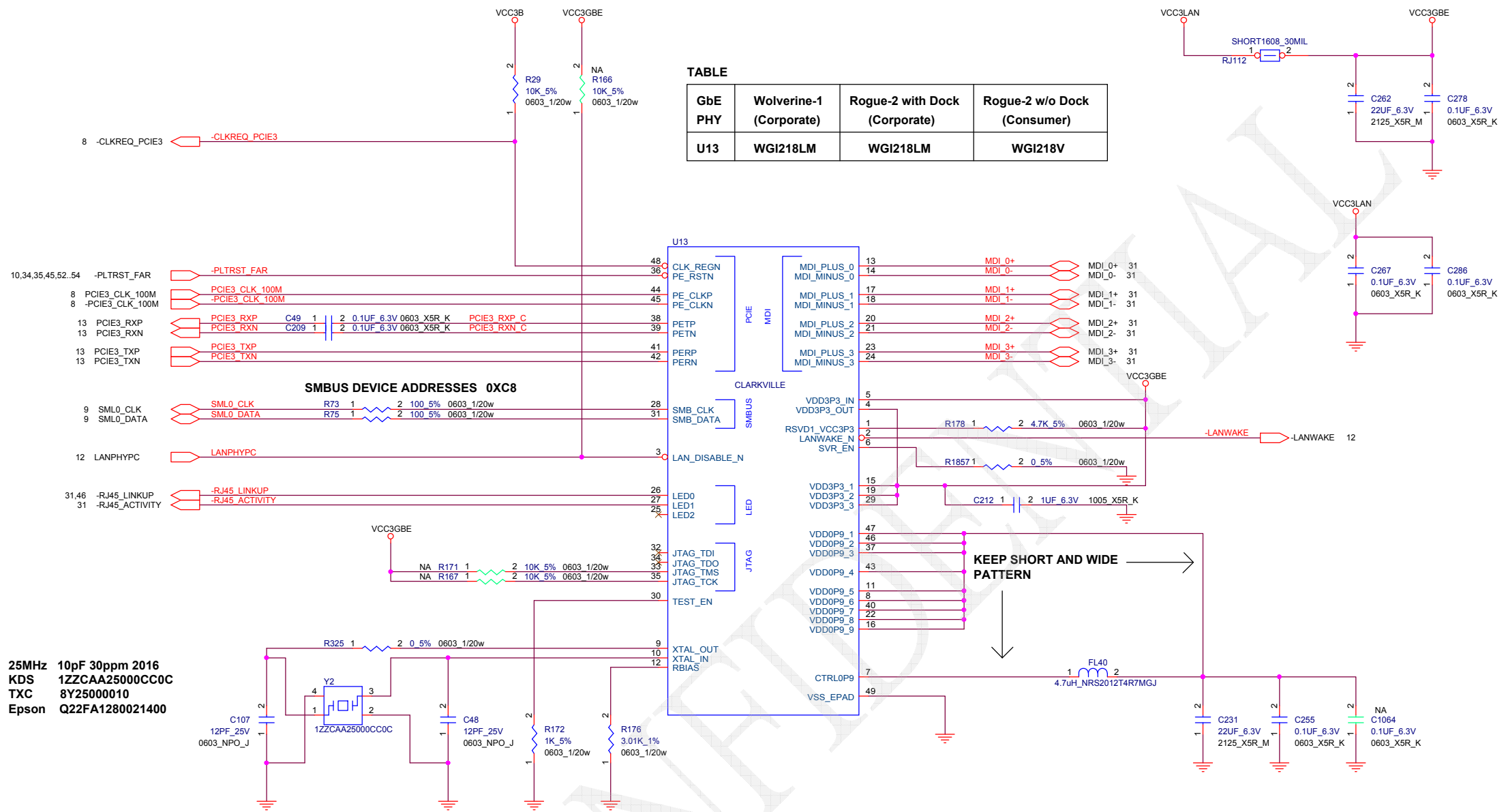
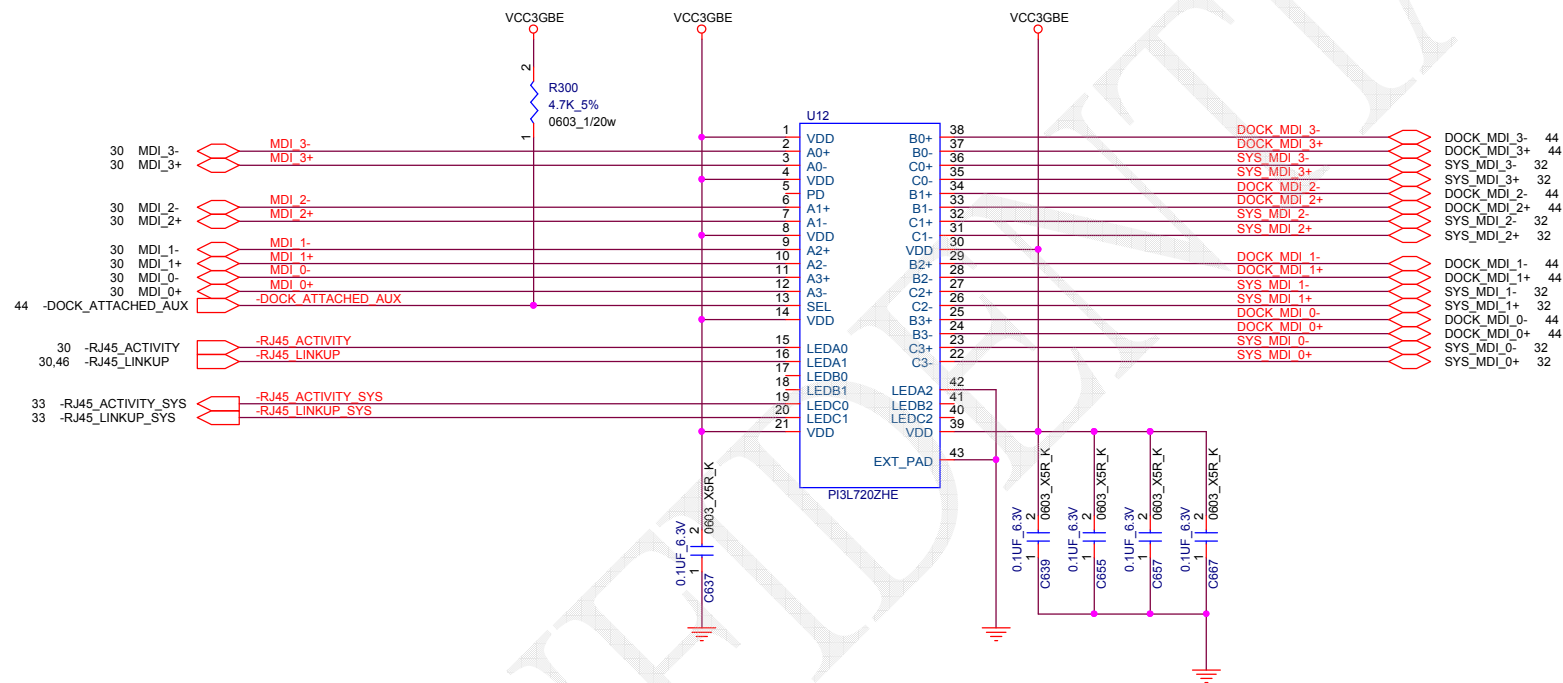
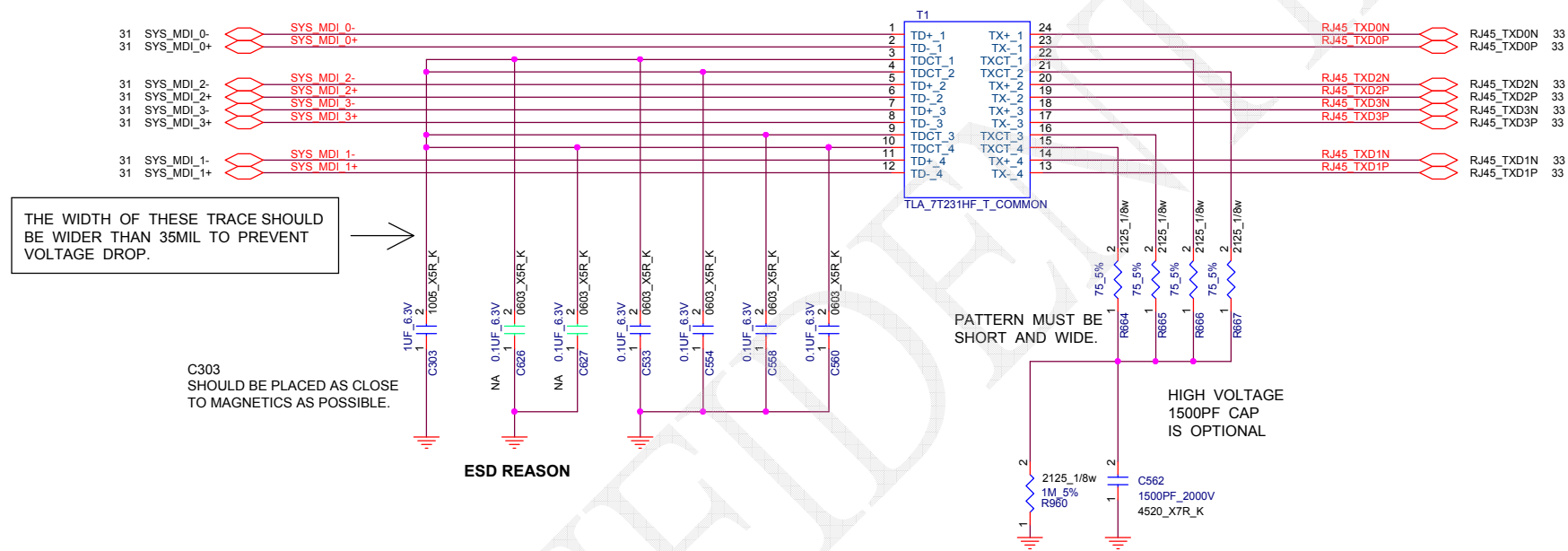
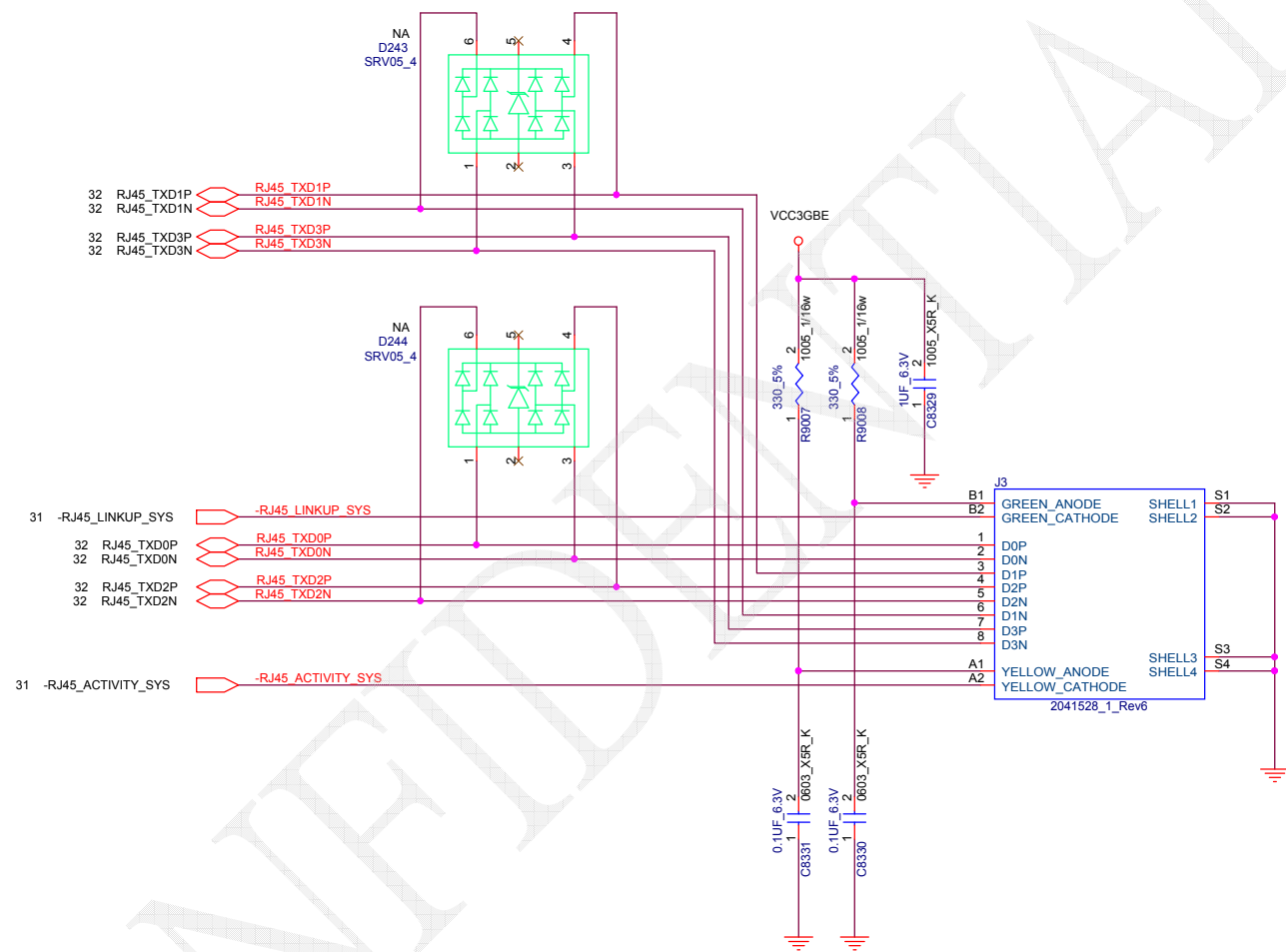


TABLE of USB3.0 Single	
TI	TPS2069DGN
GMT	G548A1F51U

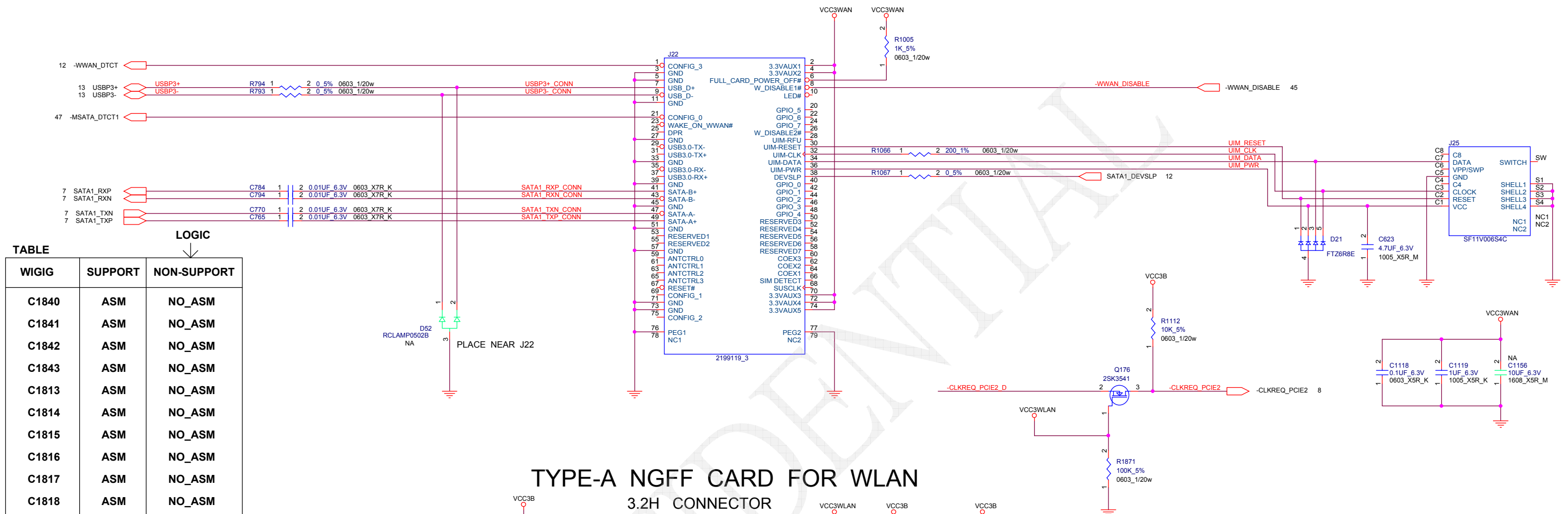




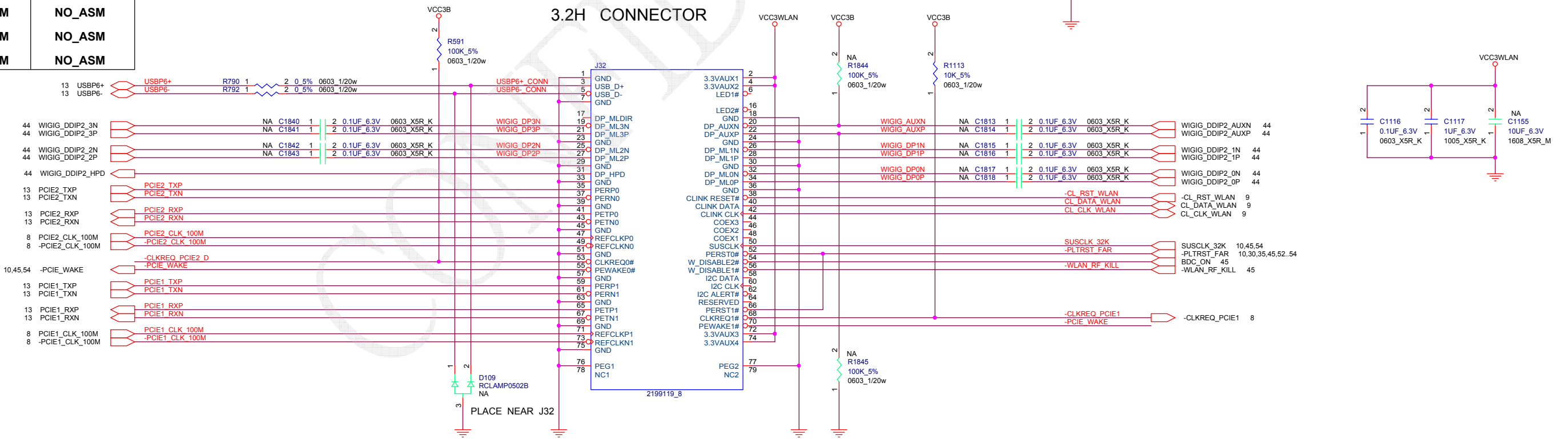




TYPE-B NGFF CARD FOR WWAN/SSD
3.2H CONNECTOR

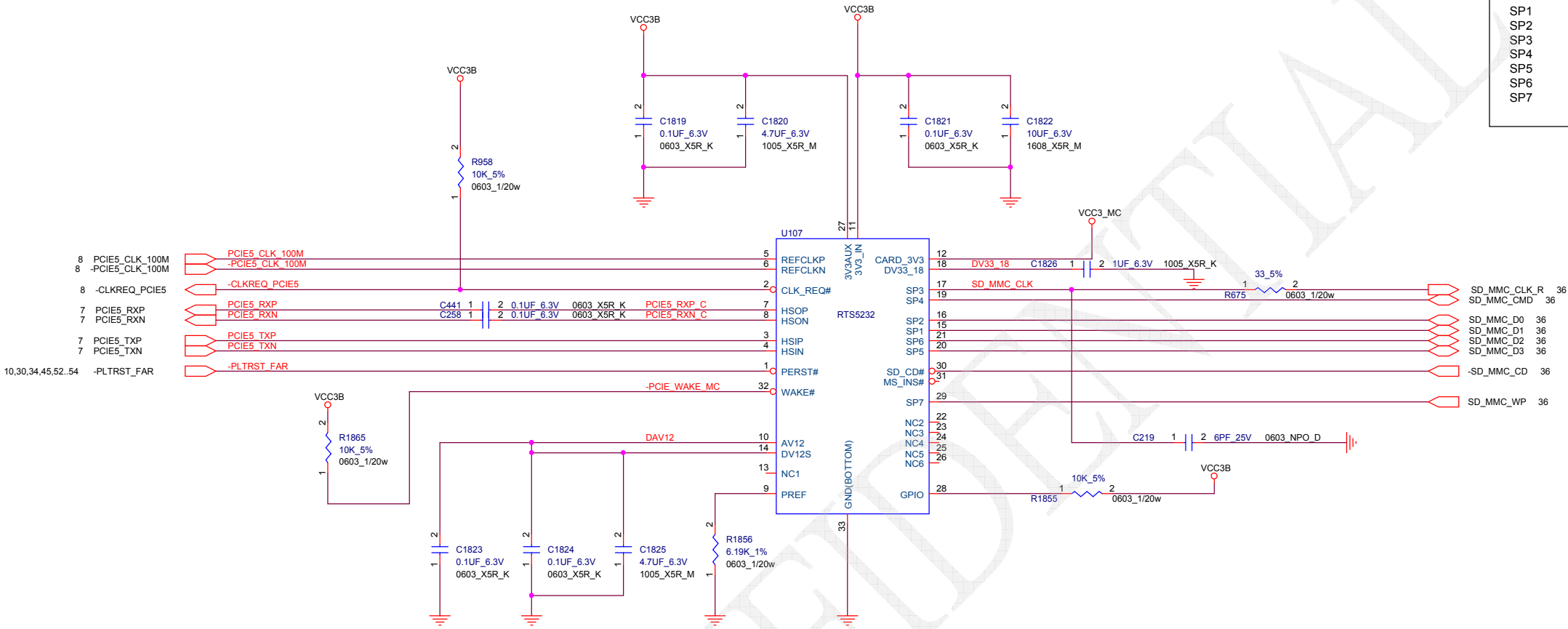


TYPE-A NGFF CARD FOR WLAN
3.2H CONNECTOR



TABLE

Pin name	SD/MMC	MEMORSTICK
SP1	SD_D1	MS_D1
SP2	SD_D0	MS_D0
SP3	SD_CLK	MS_D0
SP4	SD_CMD	MS_D2
SP5	SD_D3	MS_D3
SP6	SD_D2	MS_CLK
SP7		



Project Name :
RG2 SB SVT

Title :
MEDIA CARD CONTROLLER

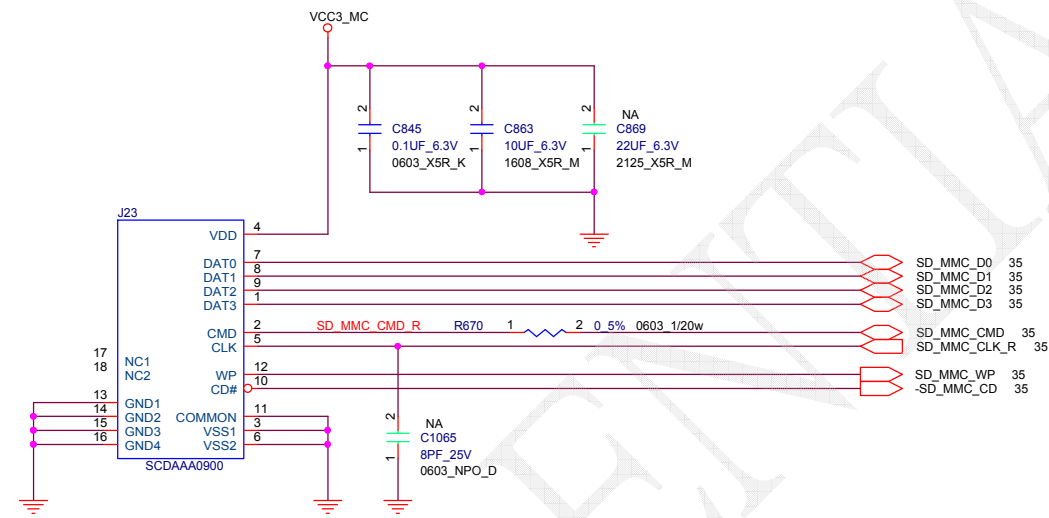
Size :
C

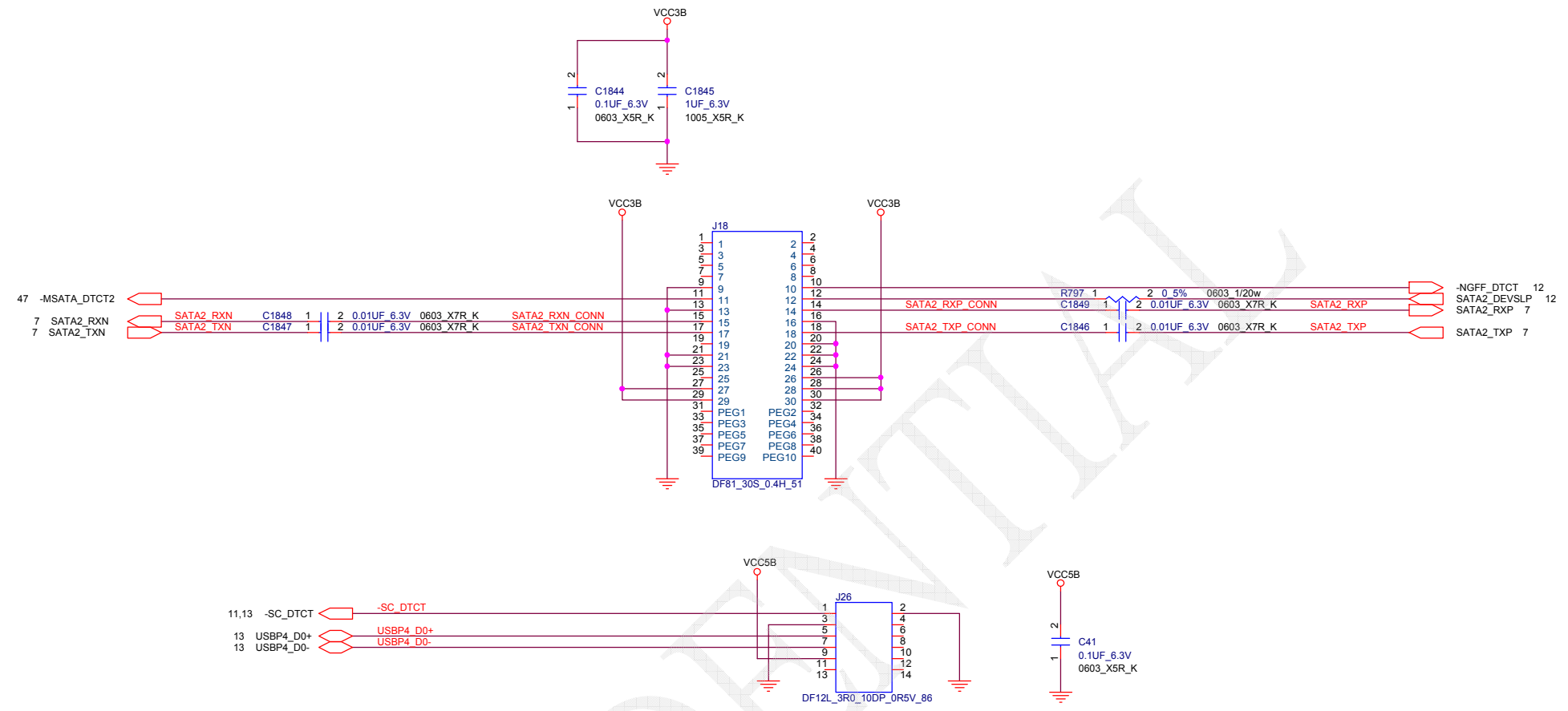
Document Number :

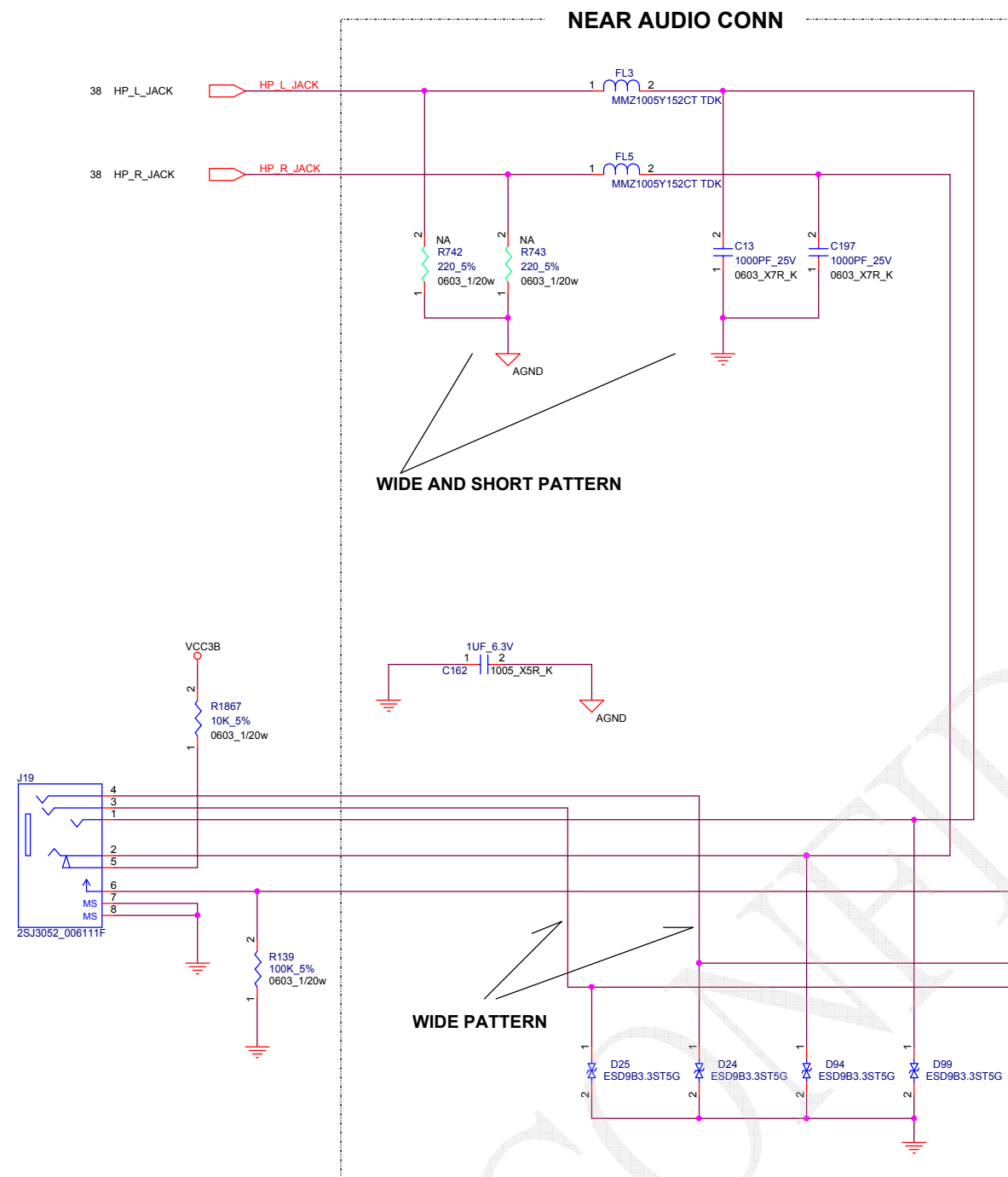
Rev :
5.05

Date : Thursday, April 11, 2013

Sheet : 35 of 77



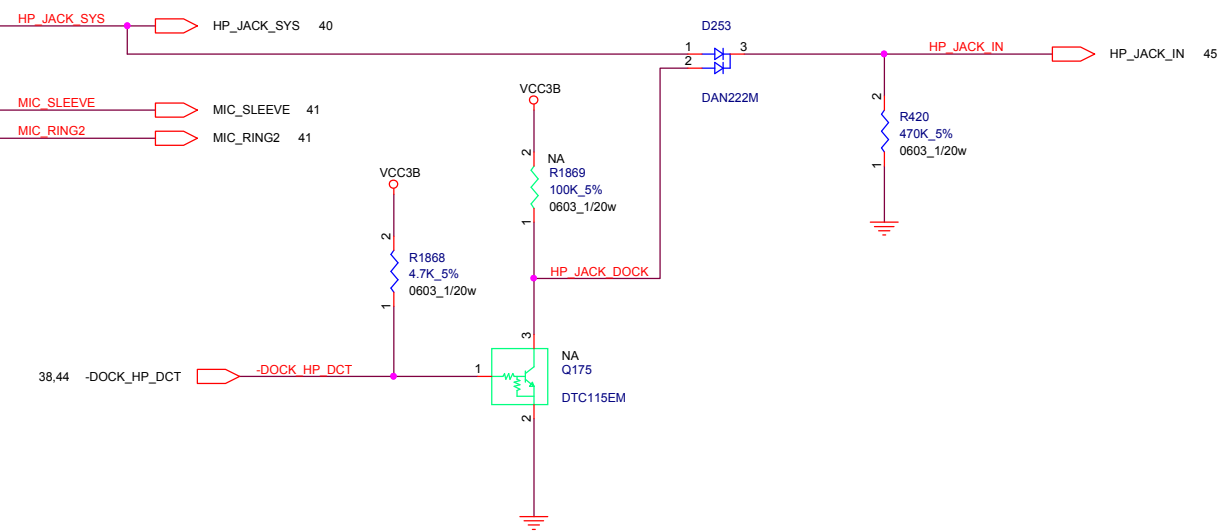




TABLE

DOCKING	SUPPORT	NON-SUPPORT
R1869	ASM	NO_ASM
Q175	ASM	NO_ASM

↑
LOGIC



TABLE

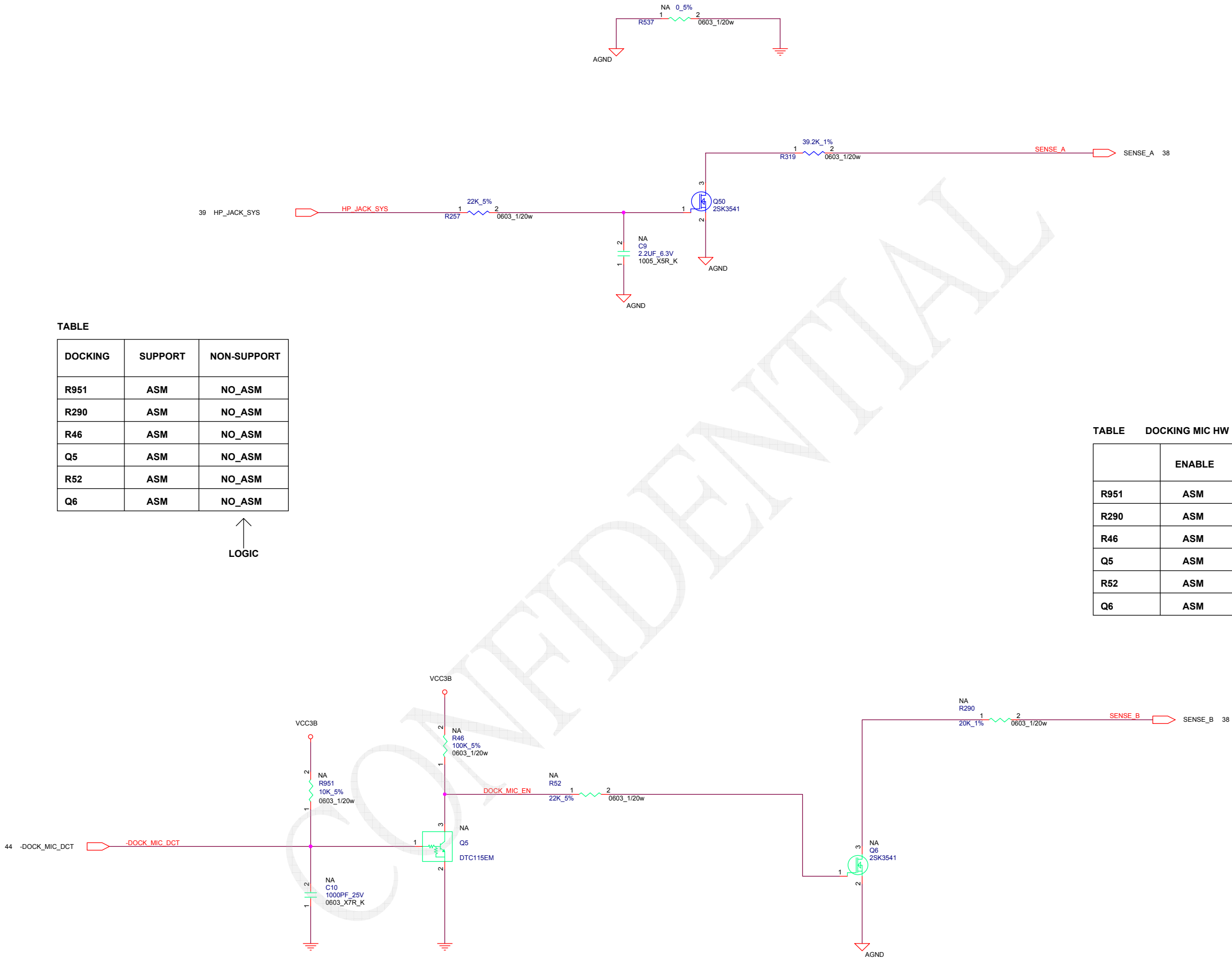
DOCKING	SUPPORT	NON-SUPPORT
R951	ASM	NO_ASM
R290	ASM	NO_ASM
R46	ASM	NO_ASM
Q5	ASM	NO_ASM
R52	ASM	NO_ASM
Q6	ASM	NO_ASM

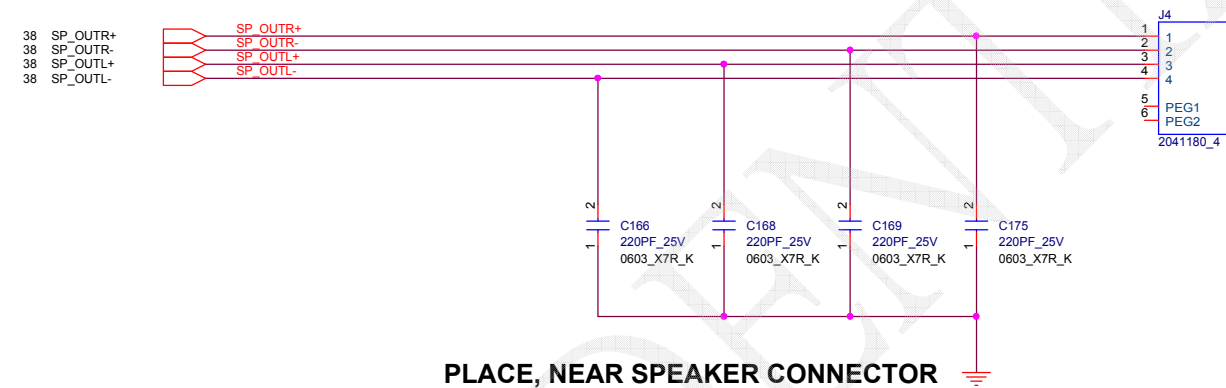
↑
LOGIC

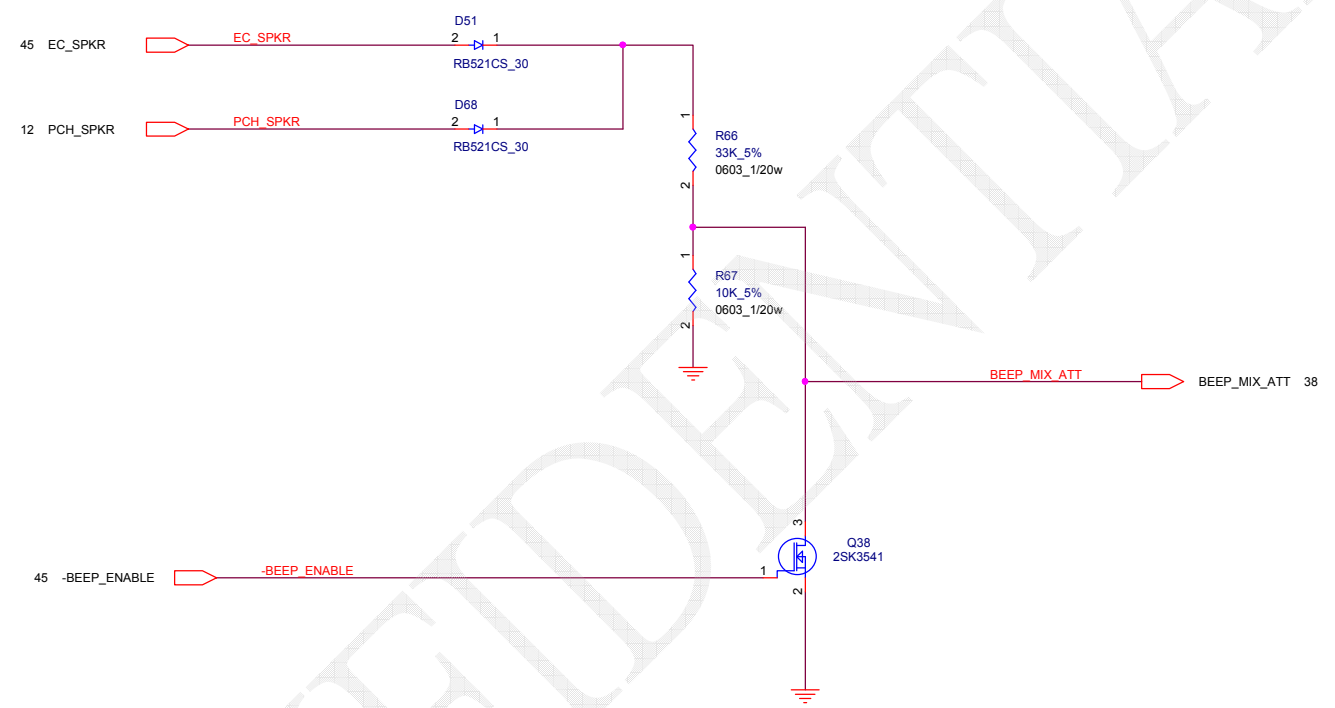
TABLE DOCKING MIC HW ENABLE/DISABLE

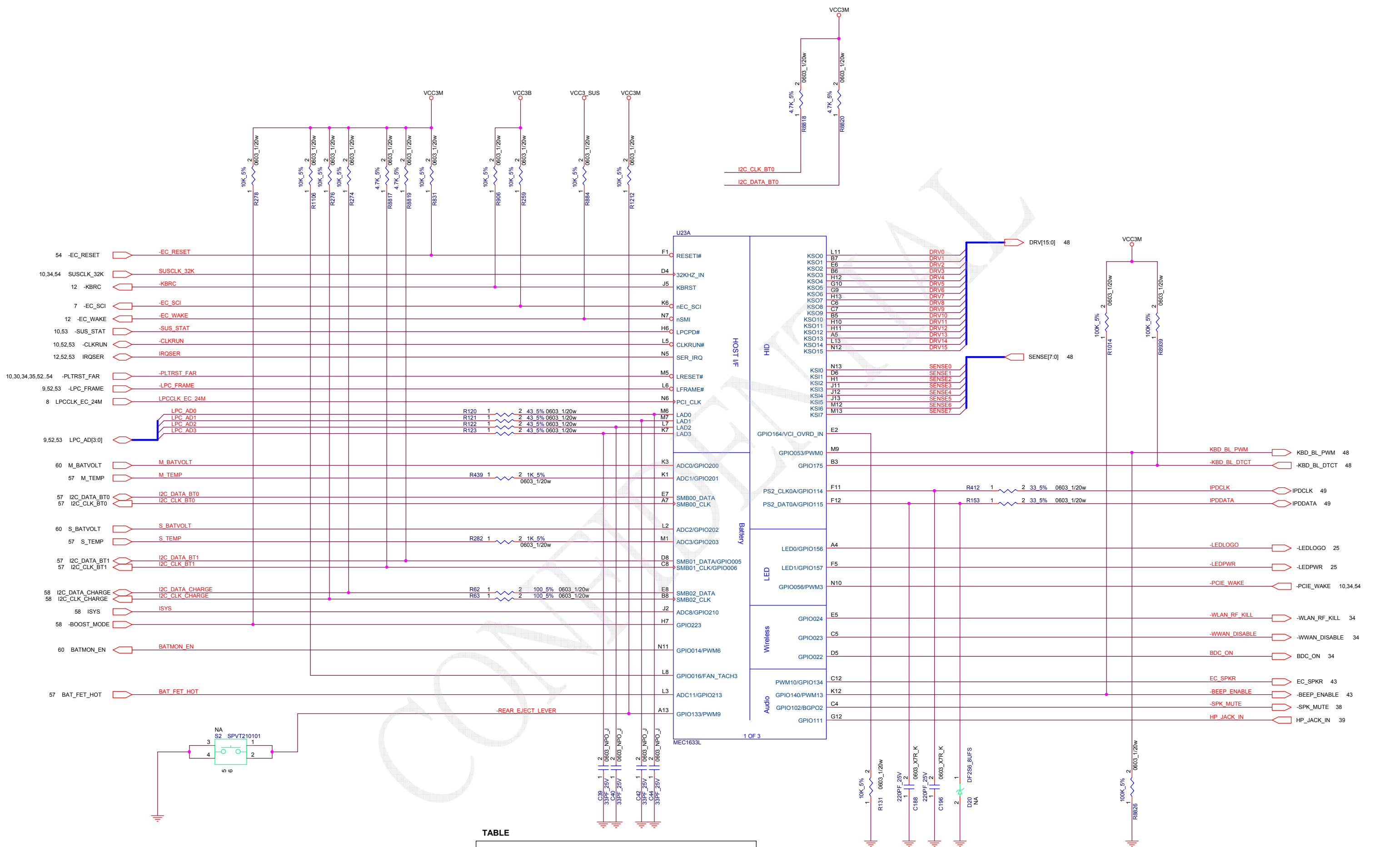
	ENABLE	DISABLE
R951	ASM	NO_ASM
R290	ASM	NO_ASM
R46	ASM	NO_ASM
Q5	ASM	NO_ASM
R52	ASM	NO_ASM
Q6	ASM	NO_ASM

↑
LOGIC









Swappable Rear Battery			
	Wolverine-1 (Support)	Rogue-2 with Dock (Non-Support)	Rogue-2 w/o Dock (Non-Support)
S2	ASM	ASM	NO-ASM

↑
LOGIC

R258: 750_1% for New AC Adapter

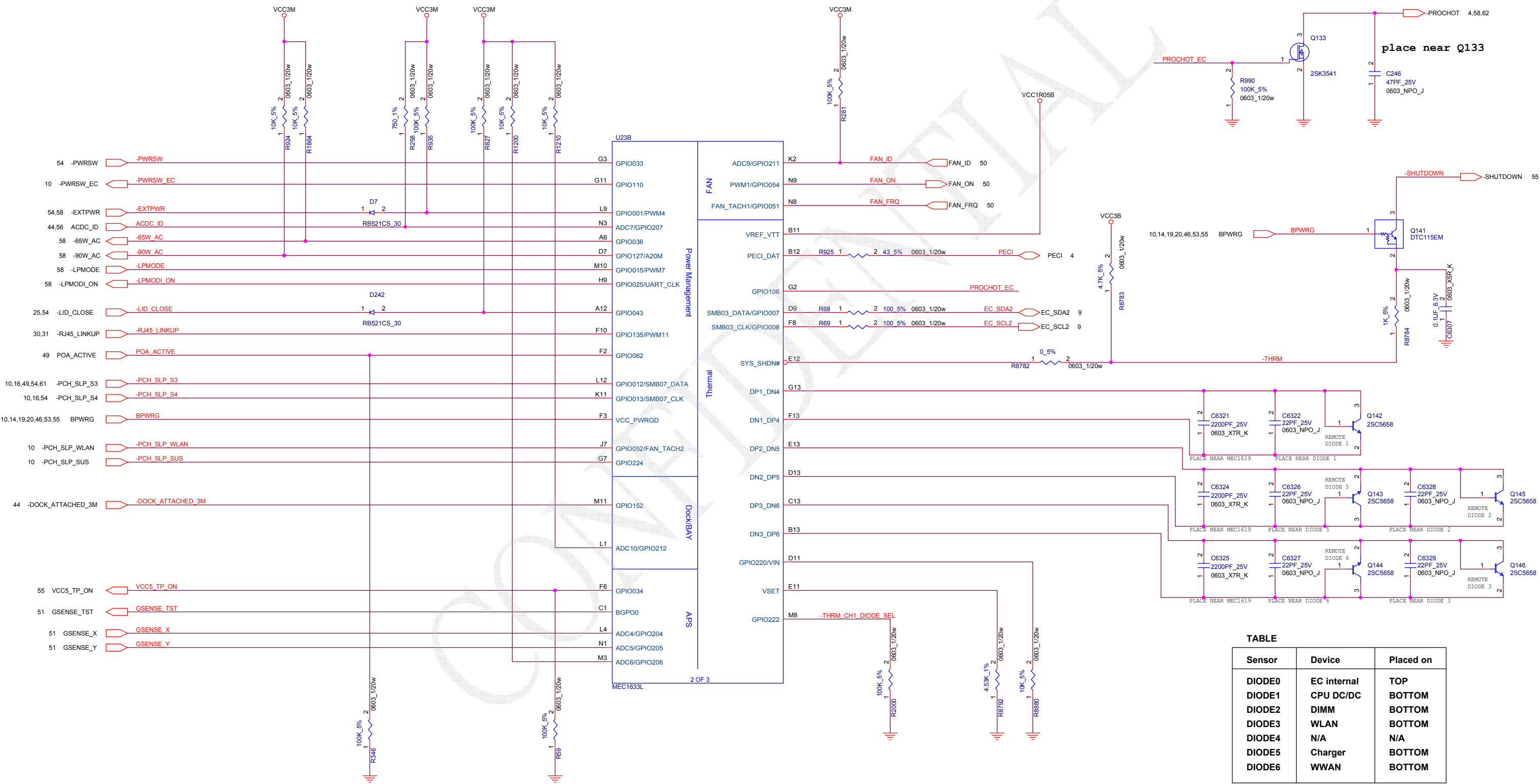


TABLE		
Sensor	Device	Placed on
DIODE0	EC internal	TOP
DIODE1	CPU DC/DC	BOTTOM
DIODE2	DIMM	BOTTOM
DIODE3	WLAN	BOTTOM
DIODE4	N/A	N/A
DIODE5	Charger	BOTTOM
DIODE6	WWAN	BOTTOM



Project Name :
RG2 SB SV1

Title :
MEC1633L(2/3)

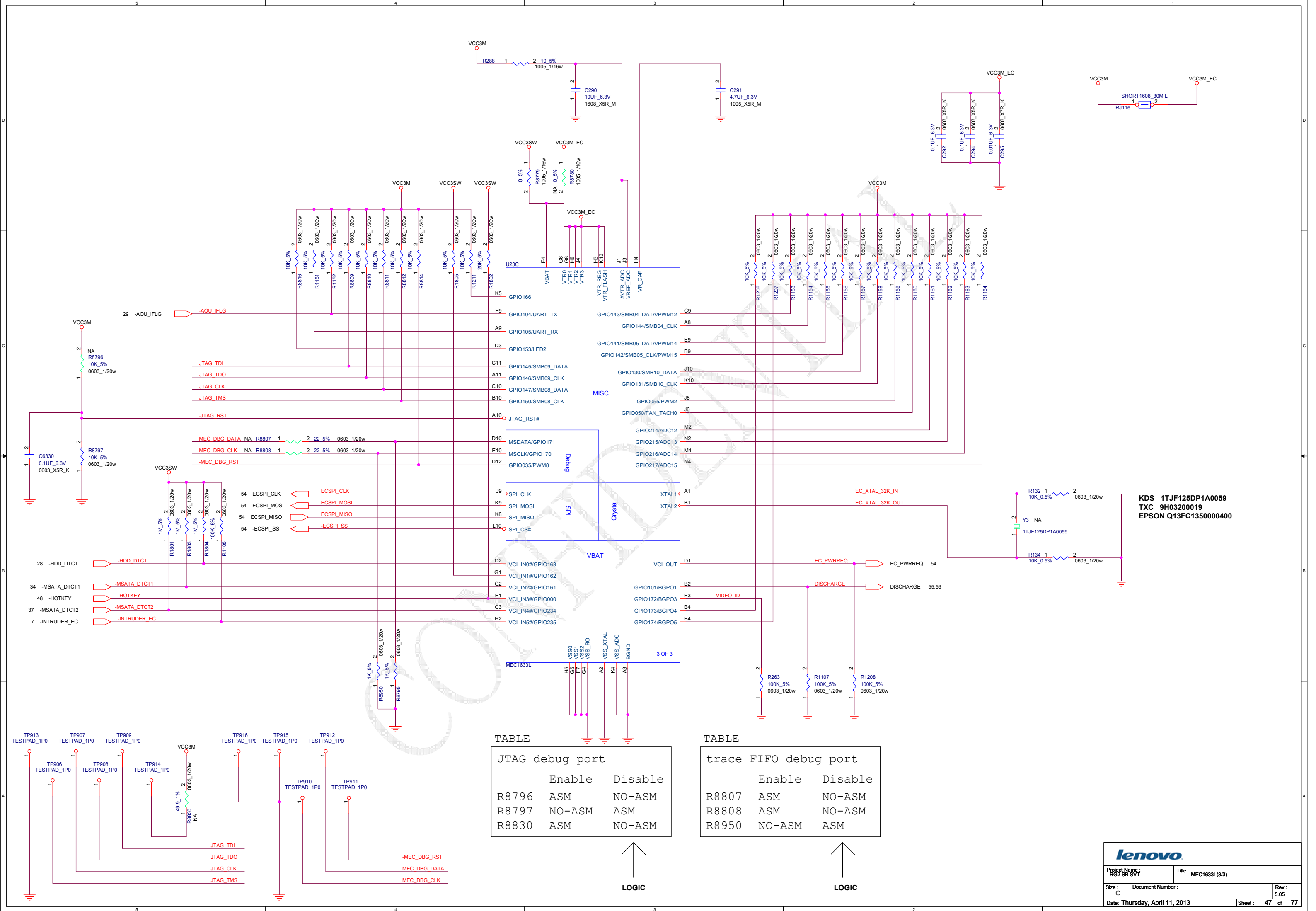
Size :
C

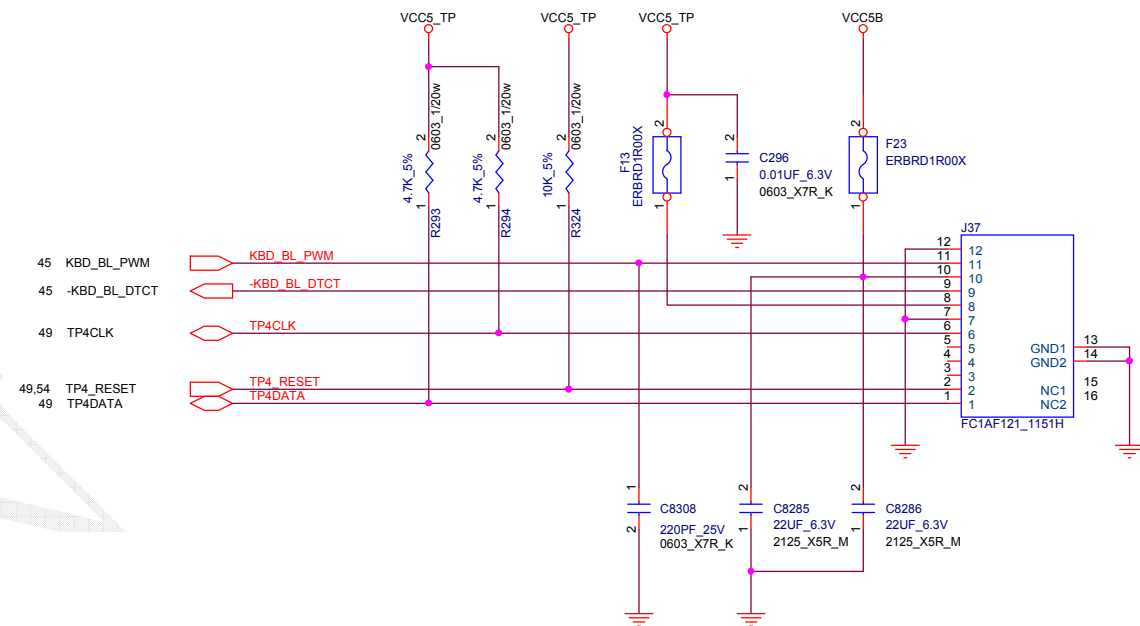
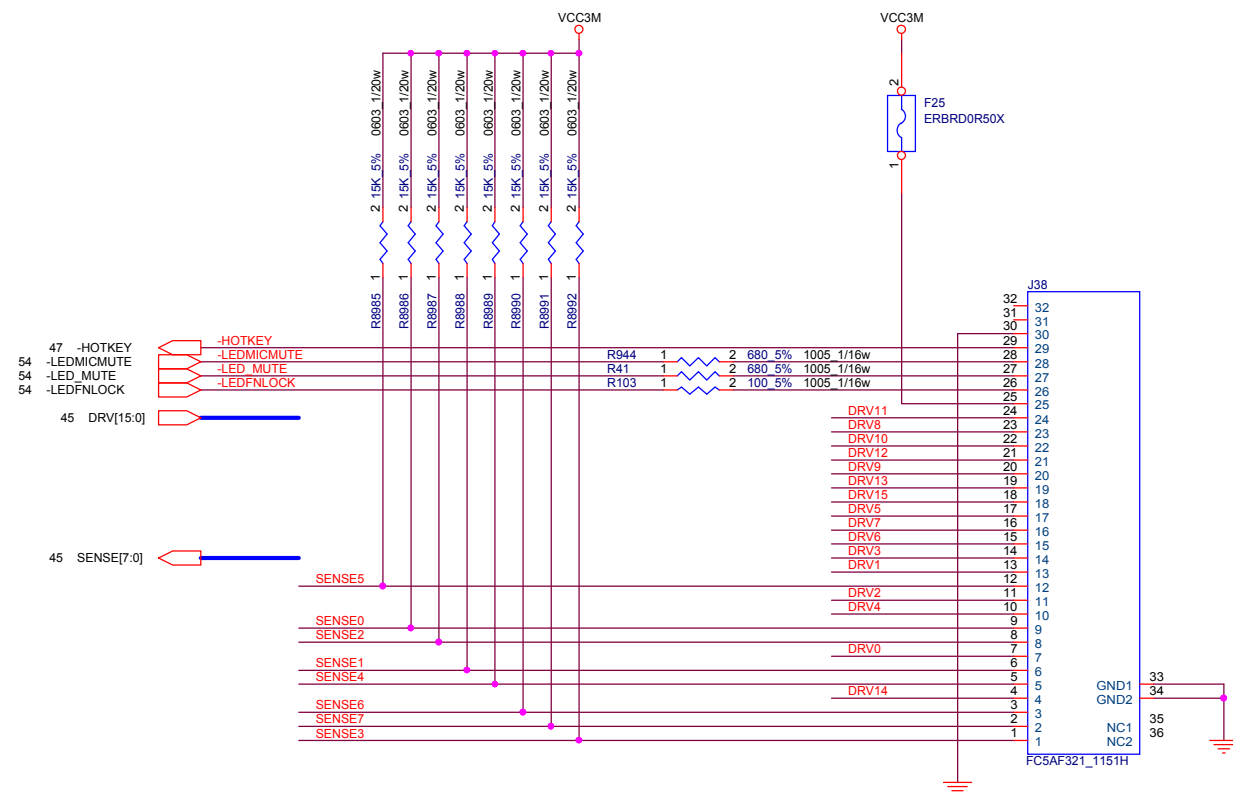
Document Number :

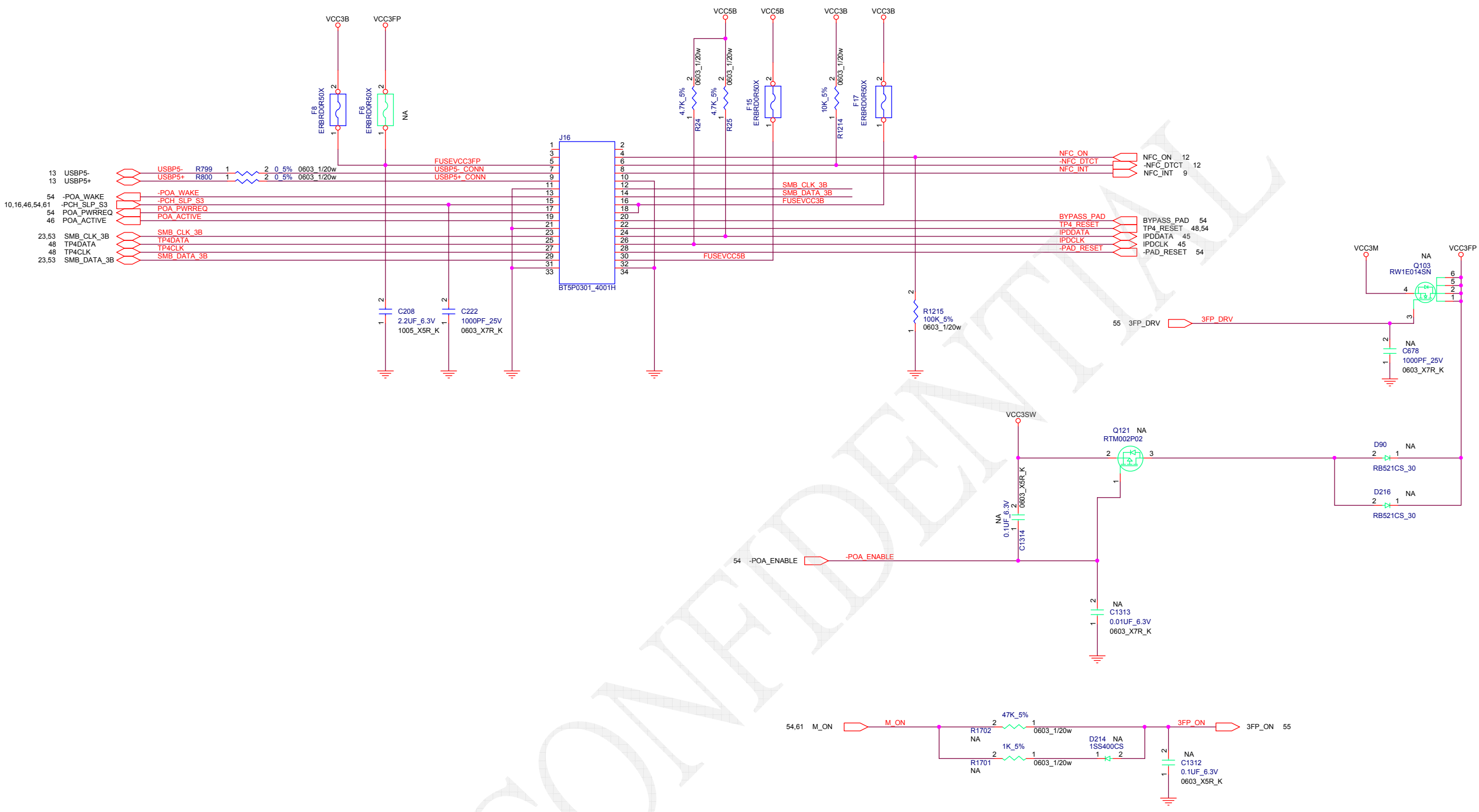
Rev :
5.05

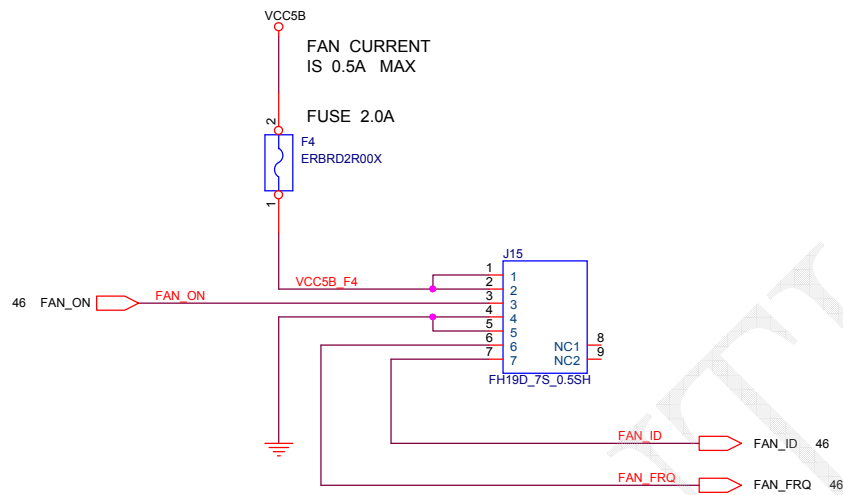
Date: Thursday, April 11, 2013

Sheet : 46 of 77







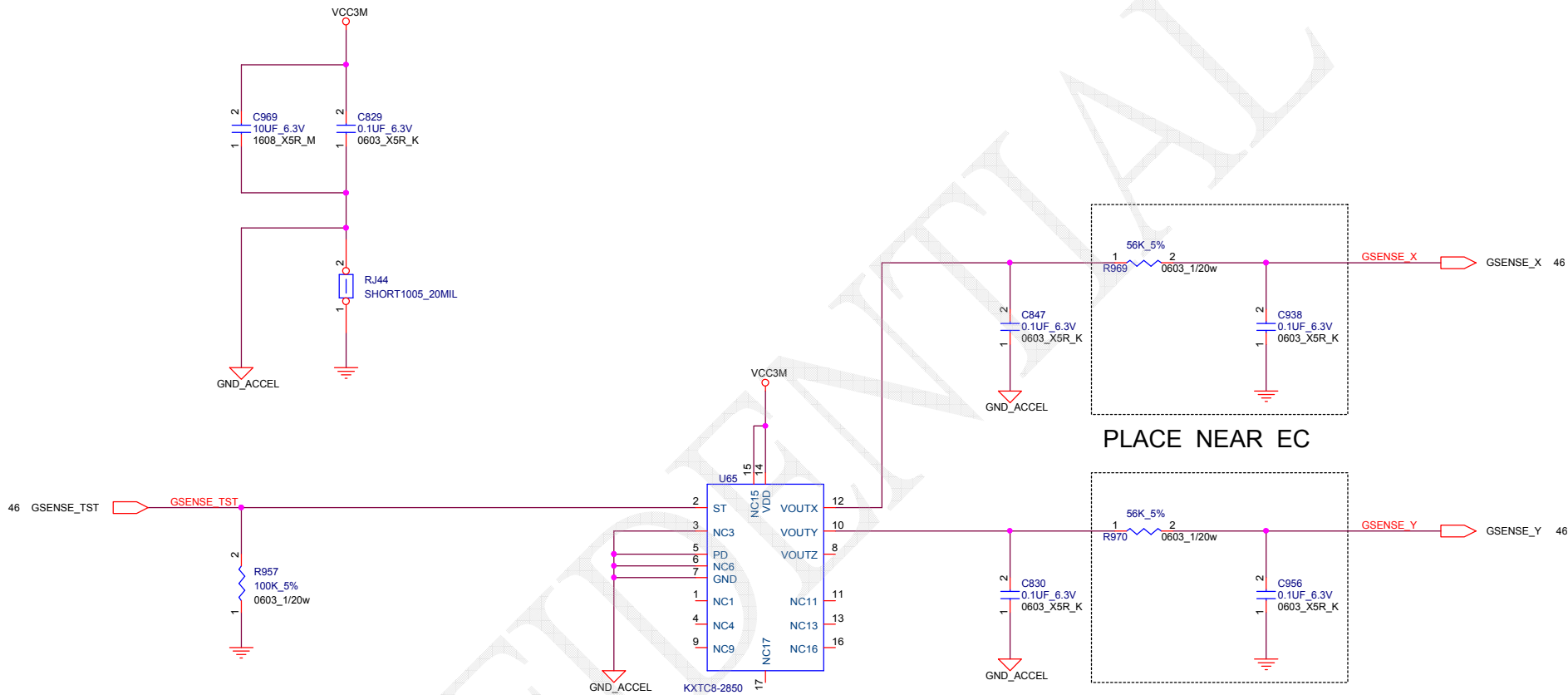


CONFIDENTIAL

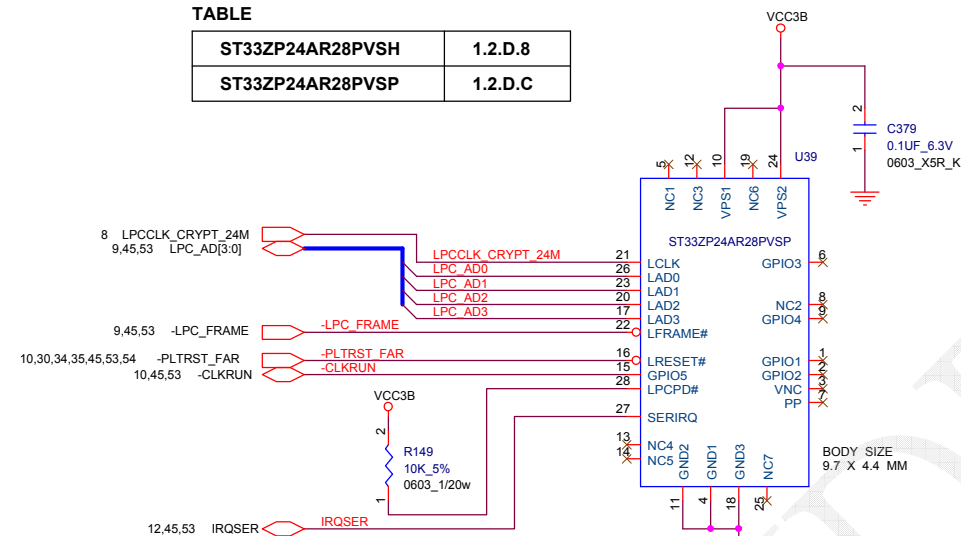


TABLE

	LIS34AL KXTC8-2850	NO ACC.
R957	ASM	ASM
U65	ASM	NO_ASM
C829 C969	ASM ASM	NO_ASM NO_ASM
C830 C847	ASM ASM	NO_ASM NO_ASM
R969 C938 R970 C956	56K ASM 56K ASM	NO_ASM NO_ASM NO_ASM NO_ASM



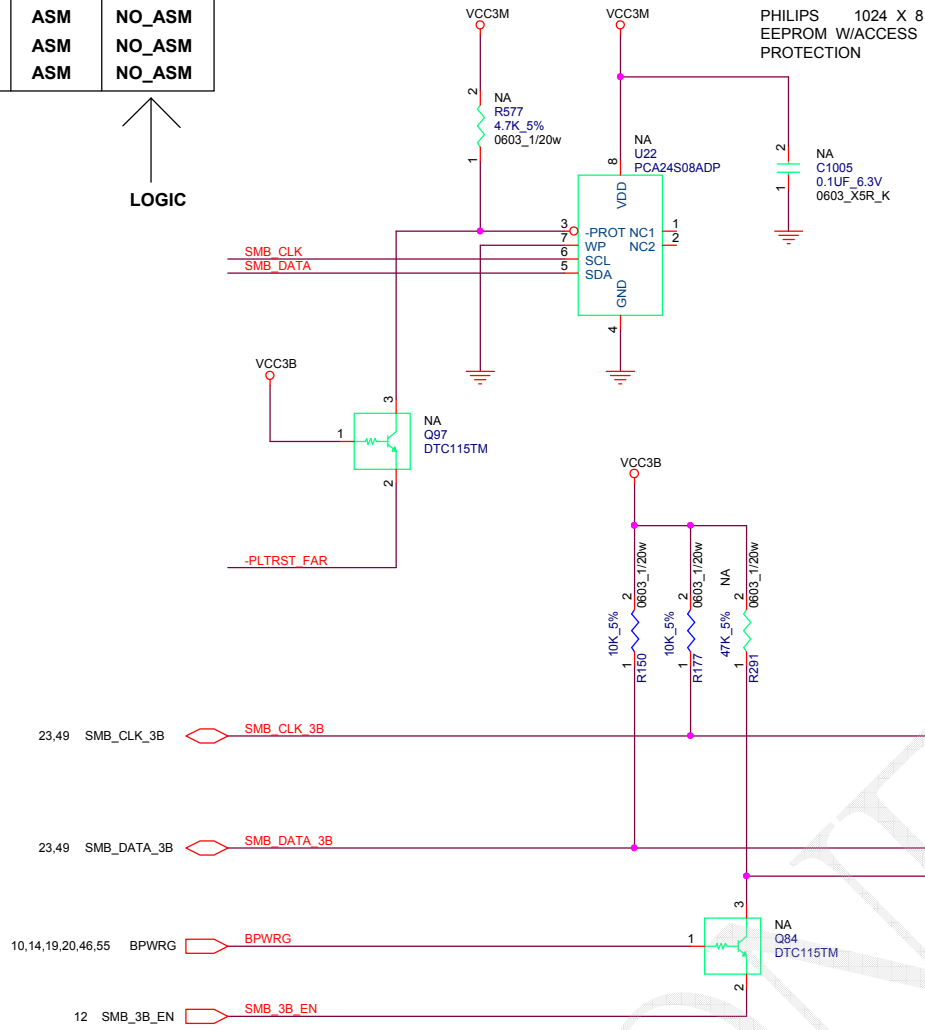
ST33ZP24AR28PVSH	1.2.D.8
ST33ZP24AR28PVSP	1.2.D.C



TABLE

EEPROM	U22	U23
U22	ASM	NO_ASM
C1005	ASM	NO_ASM
R577	ASM	NO_ASM
Q97	ASM	NO_ASM

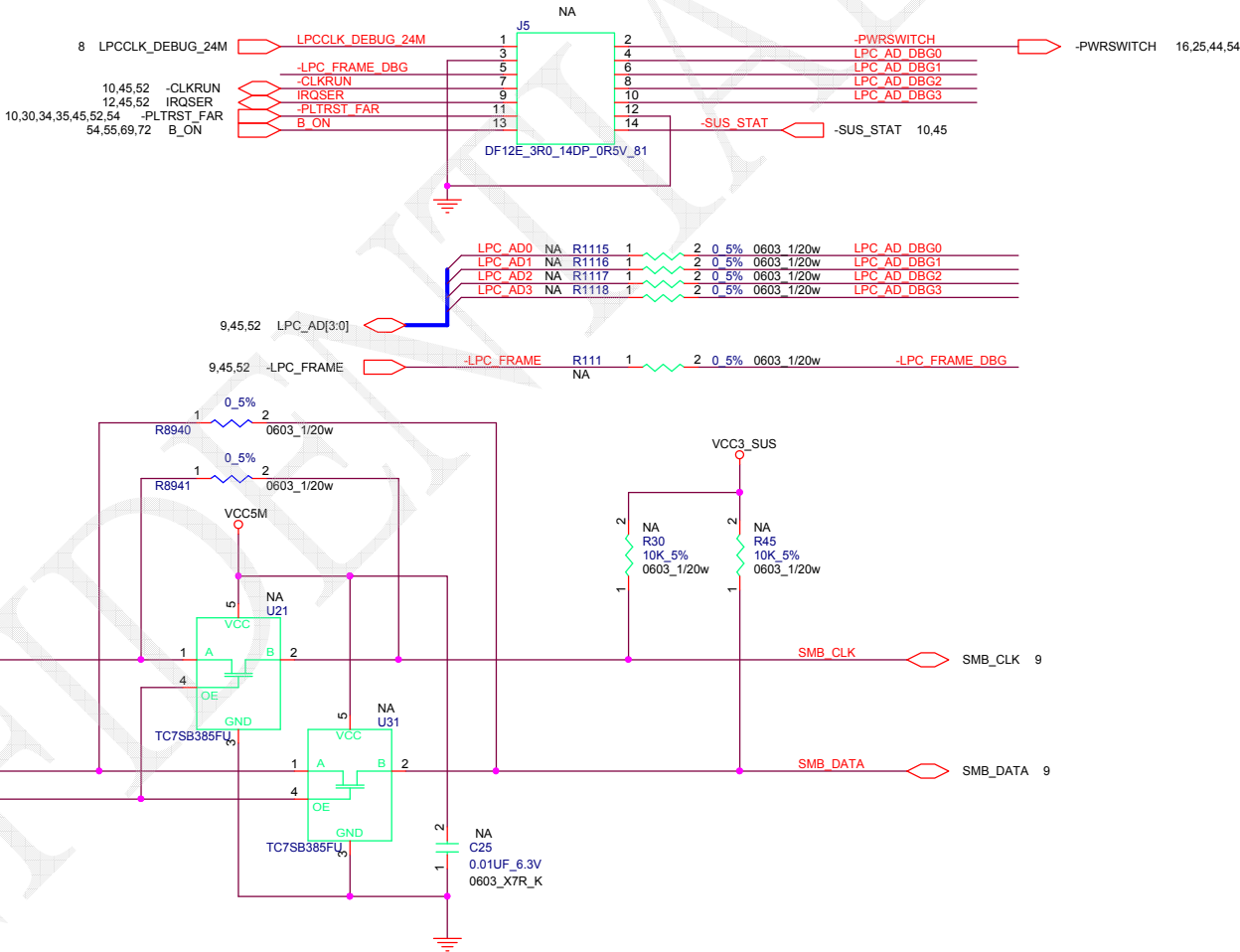
LOGIC



TABLE

REF DES	ENABLE	DISABLE
J5	ASM	NO_ASM
R1115	ASM	NO_ASM
R1116	ASM	NO_ASM
R1117	ASM	NO_ASM
R1118	ASM	NO_ASM
R111	ASM	NO_ASM
R220	ASM	NO_ASM

LOGIC

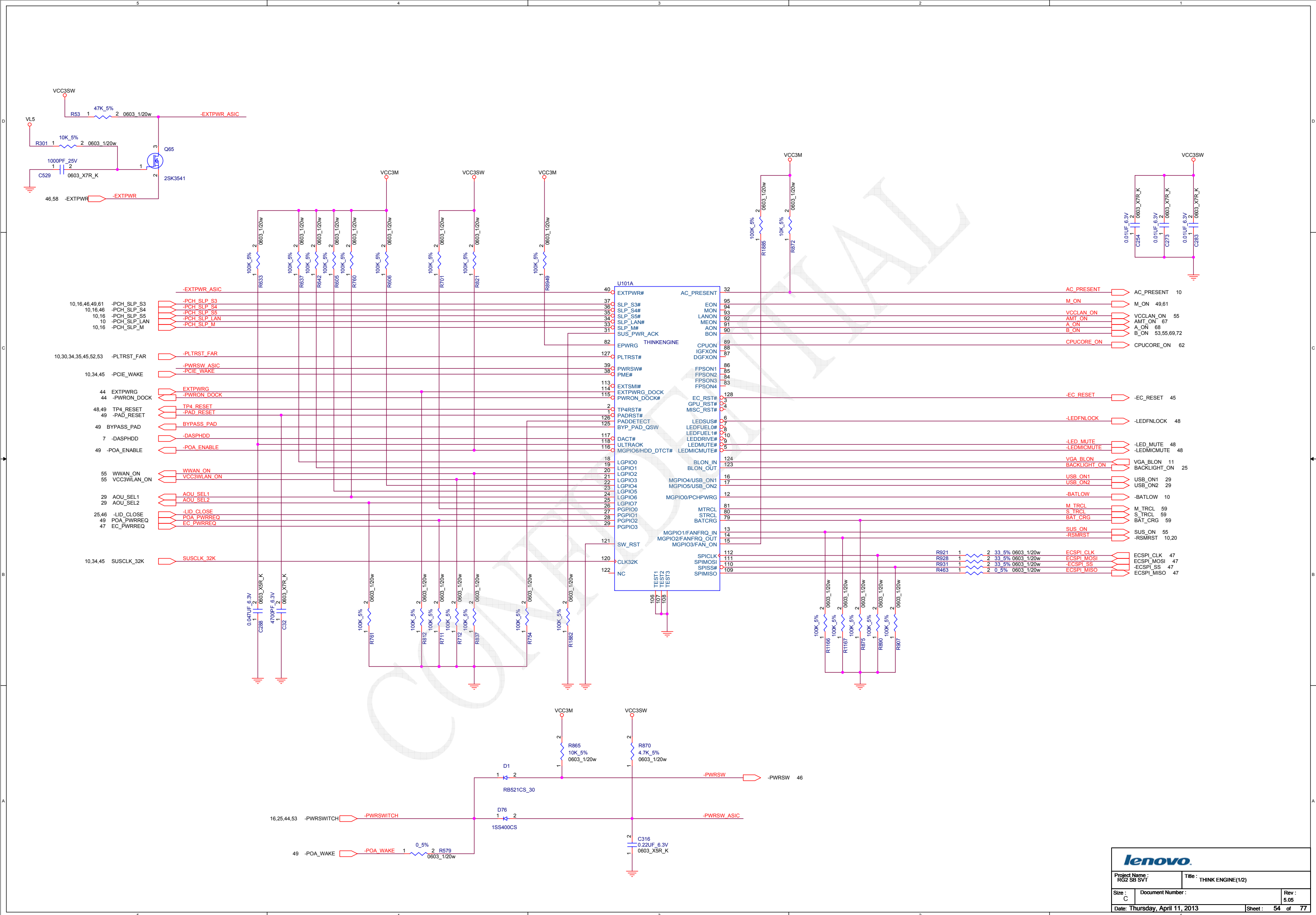


TABLE

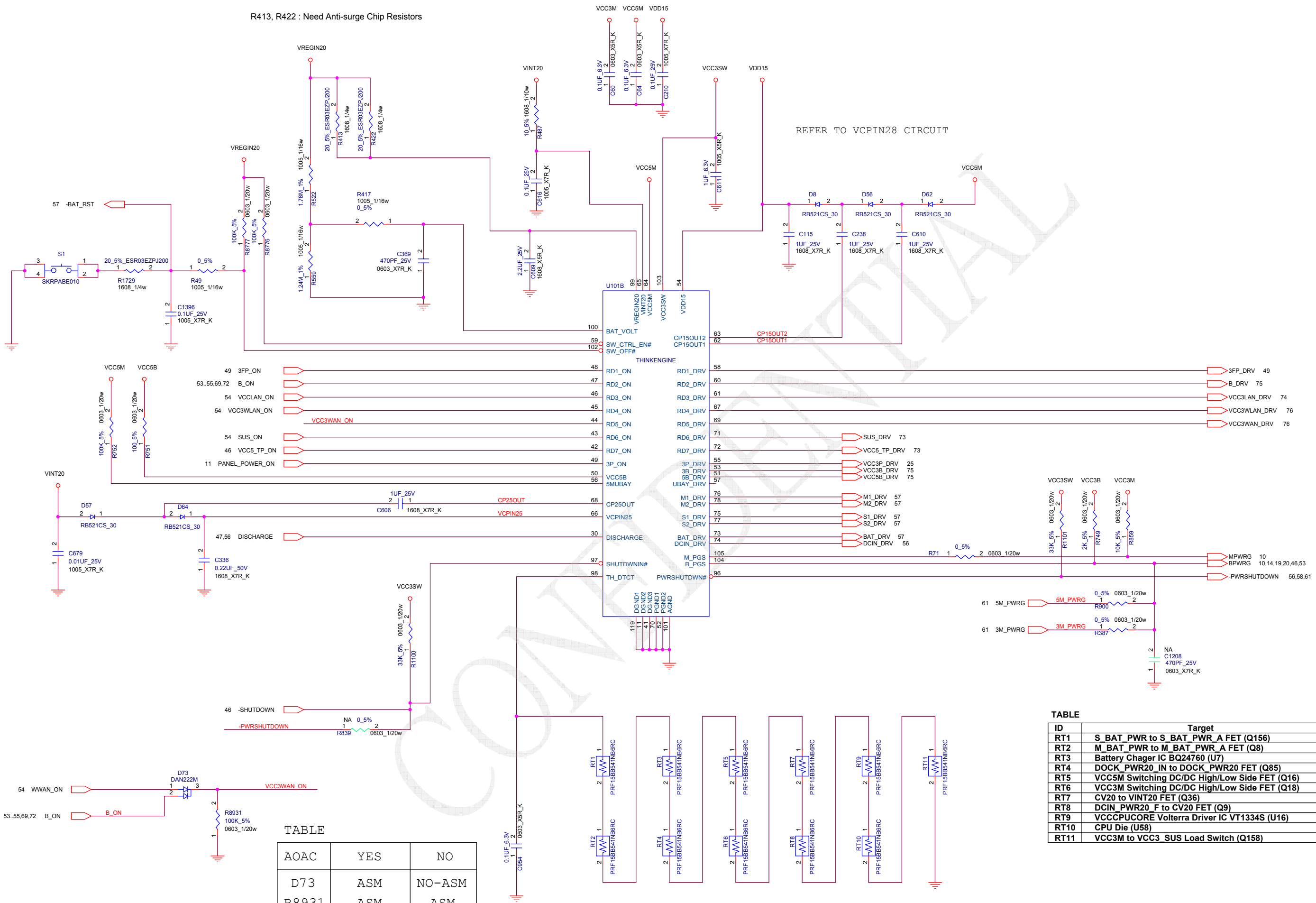
EEPROM	U22	U23
U21	ASM	NO_ASM
U31	ASM	NO_ASM
C25	ASM	NO_ASM
R291	ASM	NO_ASM
Q84	ASM	NO_ASM
R8941	NO_ASM	ASM
R8940	NO_ASM	ASM
R30	ASM	NO_ASM
R45	ASM	NO_ASM

LOGIC





R413, R422 : Need Anti-surge Chip Resistors



REFER TO VCPIN28 CIRCUIT

TABLE

AOAC	YES	NO
D73	ASM	NO-ASM
R8931	ASM	ASM
	100K-ohm	0-ohm

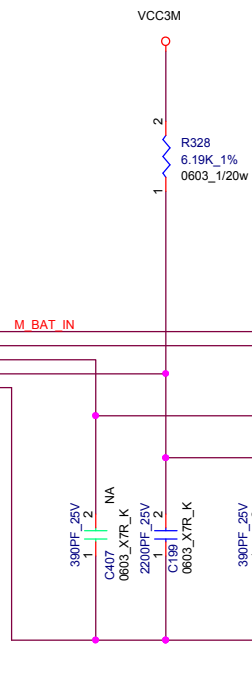
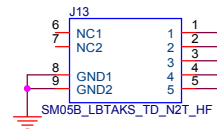
↑
LOGIC

TABLE

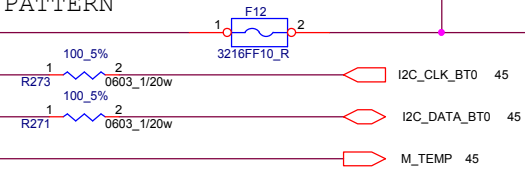
ID	Target
RT1	S_BAT_PWR to S_BAT_PWR_A FET (Q156)
RT2	M_BAT_PWR to M_BAT_PWR_A FET (Q8)
RT3	Battery Chager IC BQ24760 (U7)
RT4	DOCK_PWR20_IN to DOCK_PWR20 FET (Q85)
RT5	VCC5M Switching DC/DC High/Low Side FET (Q16)
RT6	VCC3M Switching DC/DC High/Low Side FET (Q18)
RT7	CV20 to VINT20 FET (Q36)
RT8	DCIN_PWR20_F to CV20 FET (Q9)
RT9	VCCPUCORE Volterra Driver IC VT1334S (U16)
RT10	CPU Die (U58)
RT11	VCC3M to VCC3_SUS Load Switch (Q158)

lenovo

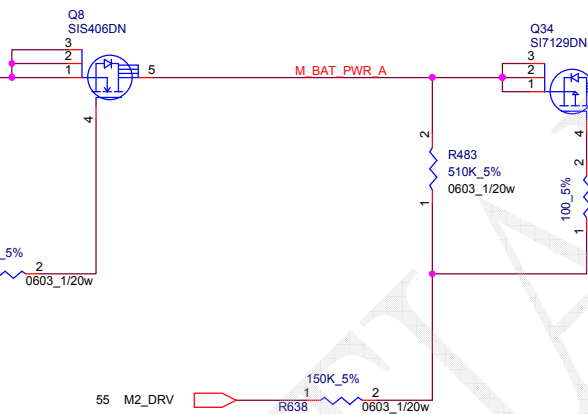
MAIN BAT CONN



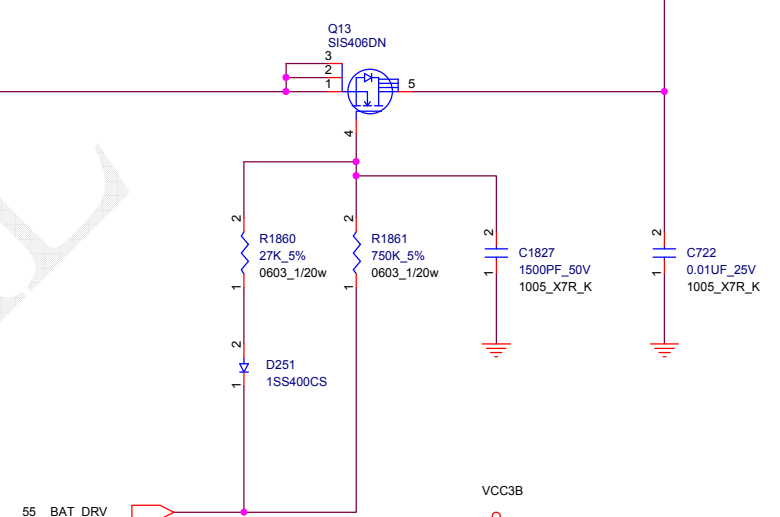
WIDE PATTERN



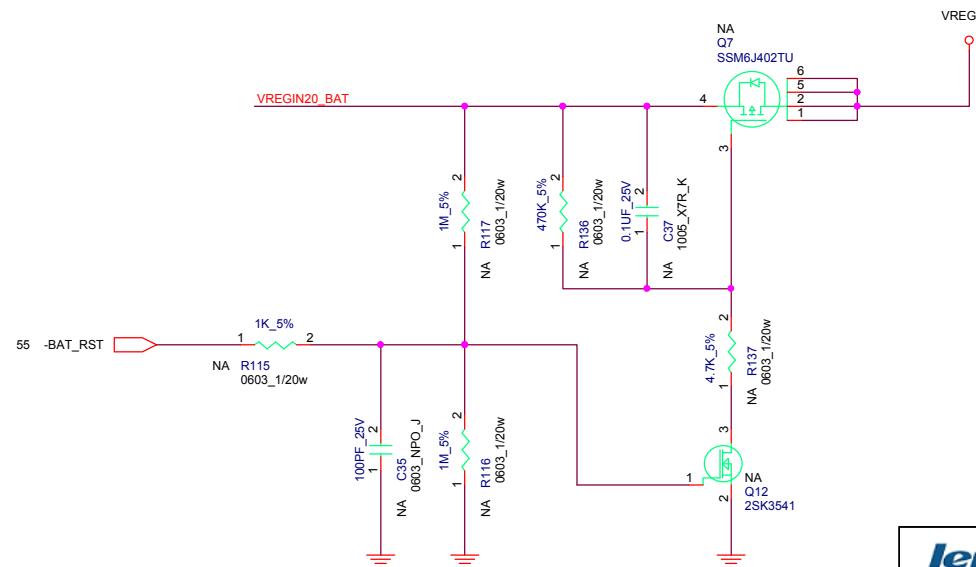
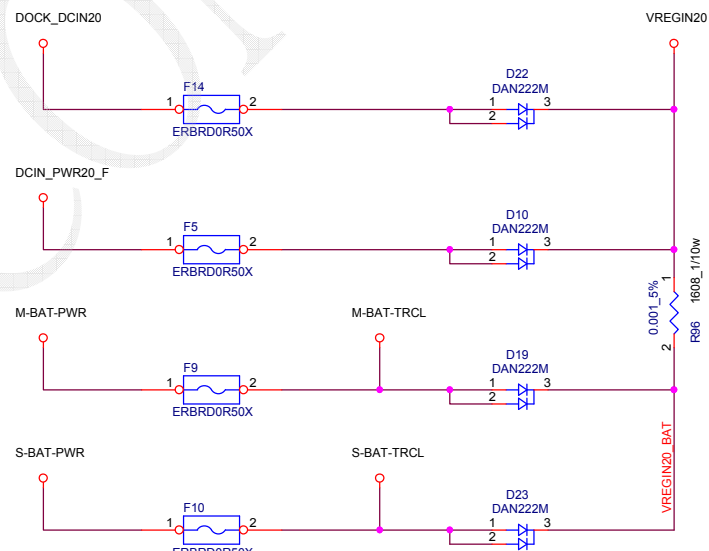
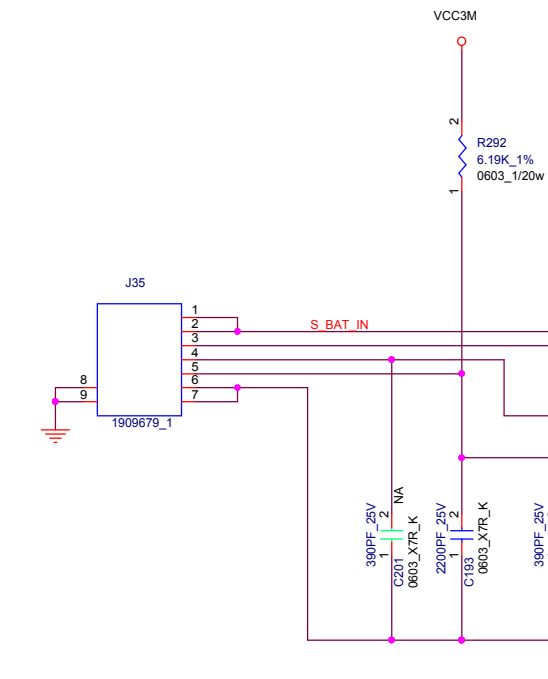
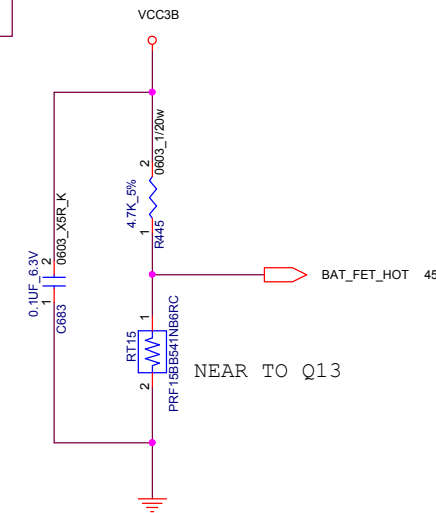
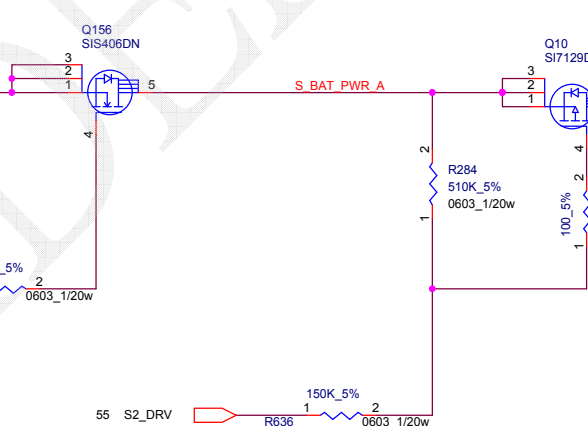
Q8: needs Vgs = 25V

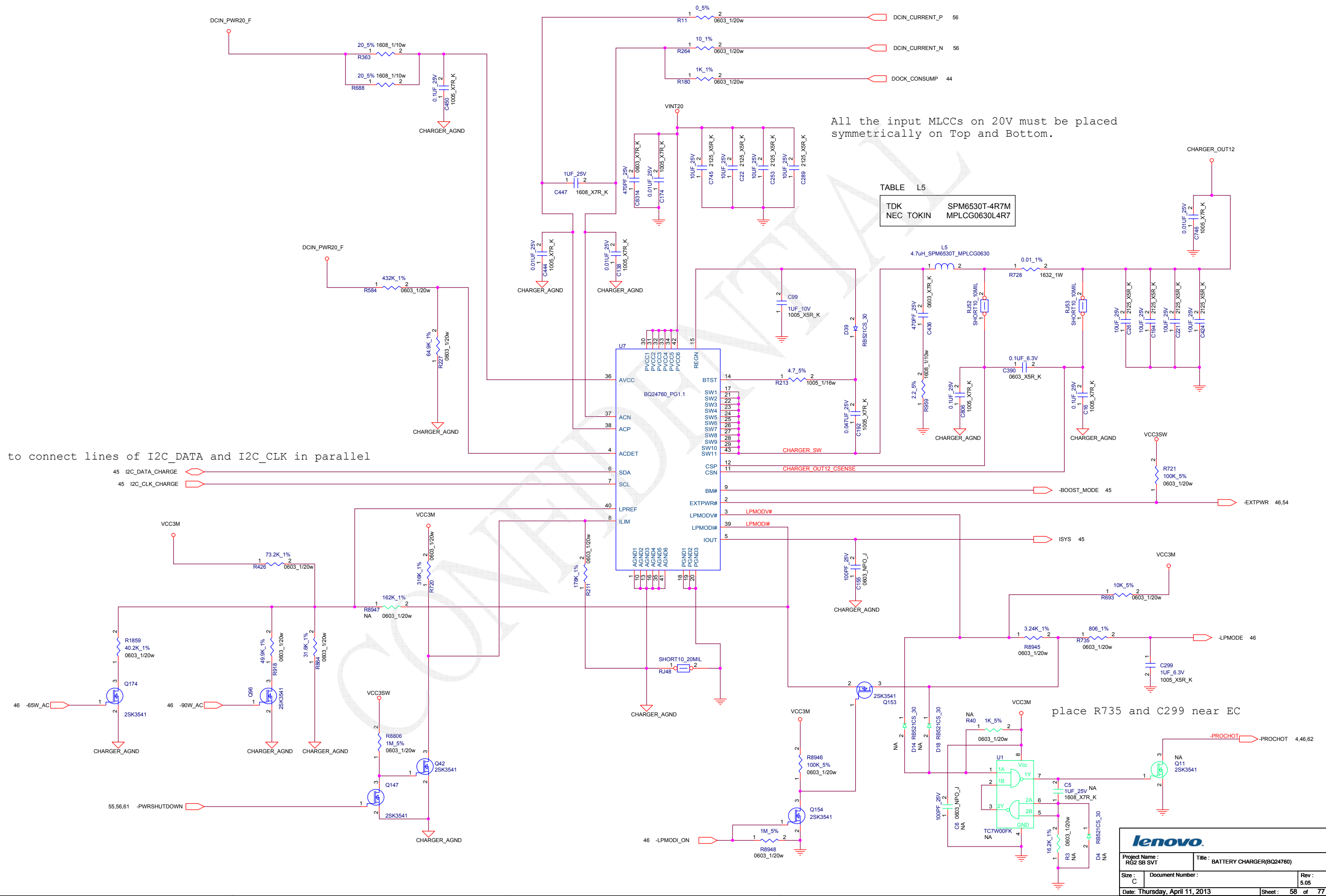


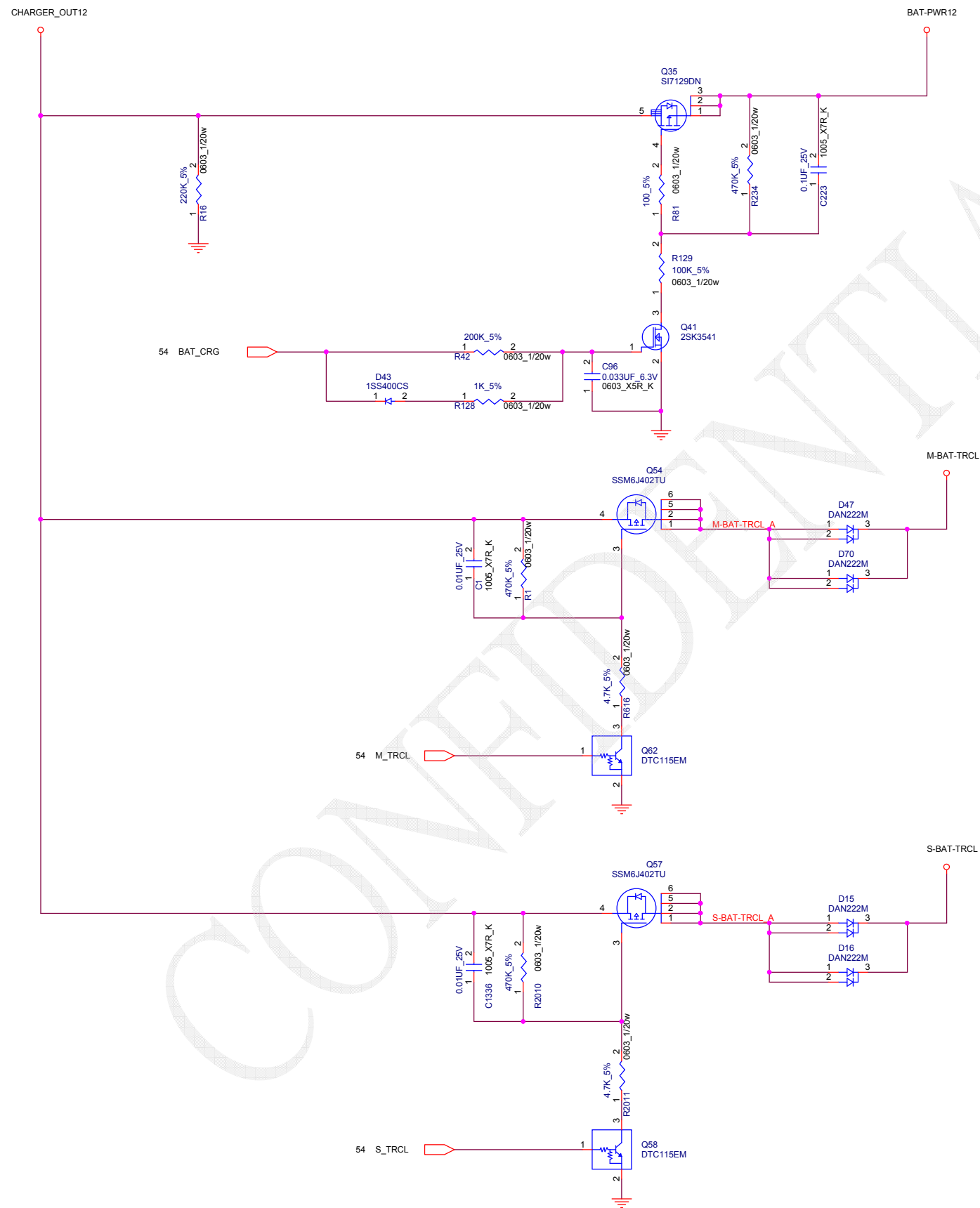
Q13: needs Vgs = 25V

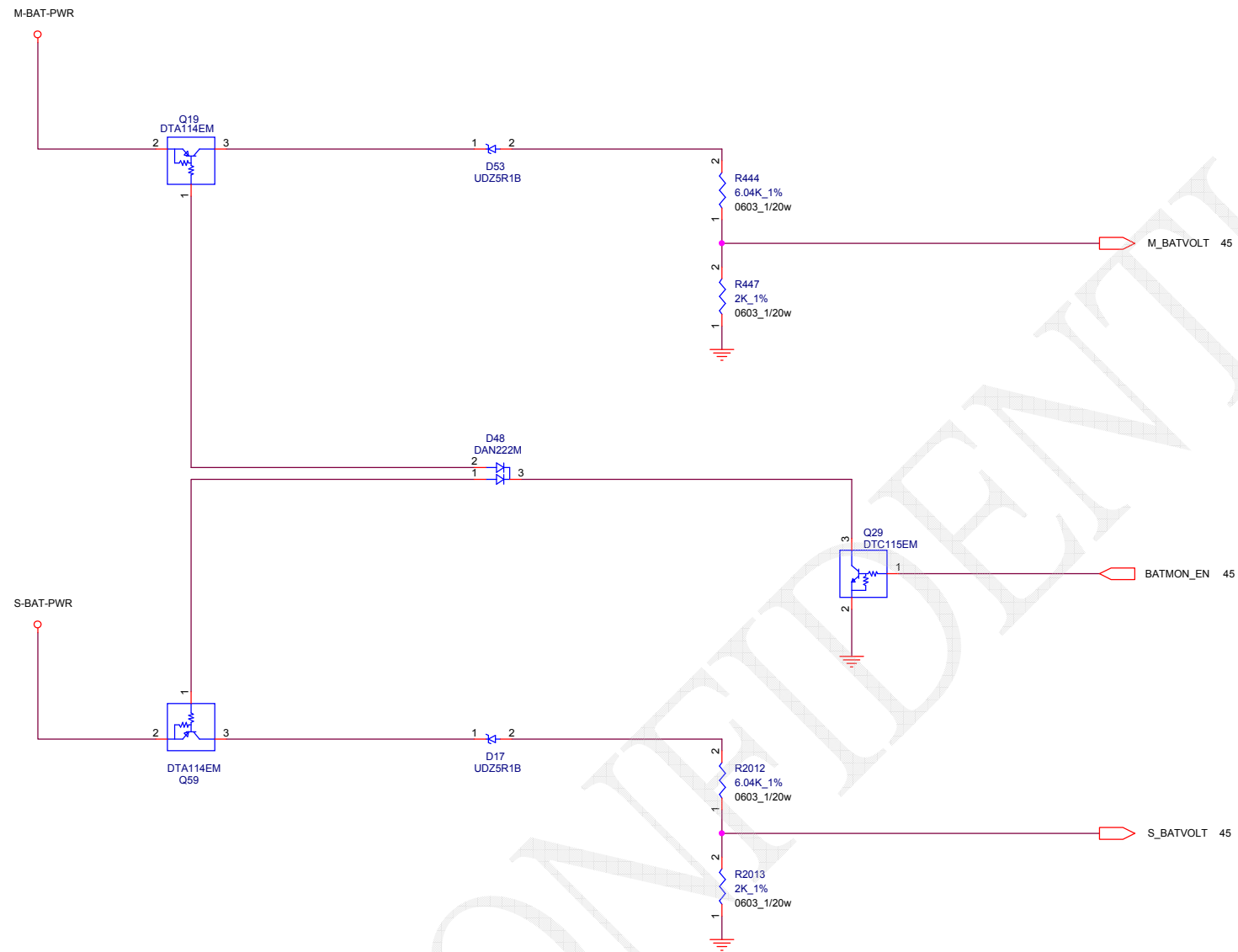


Q156: needs Vgs = 25V



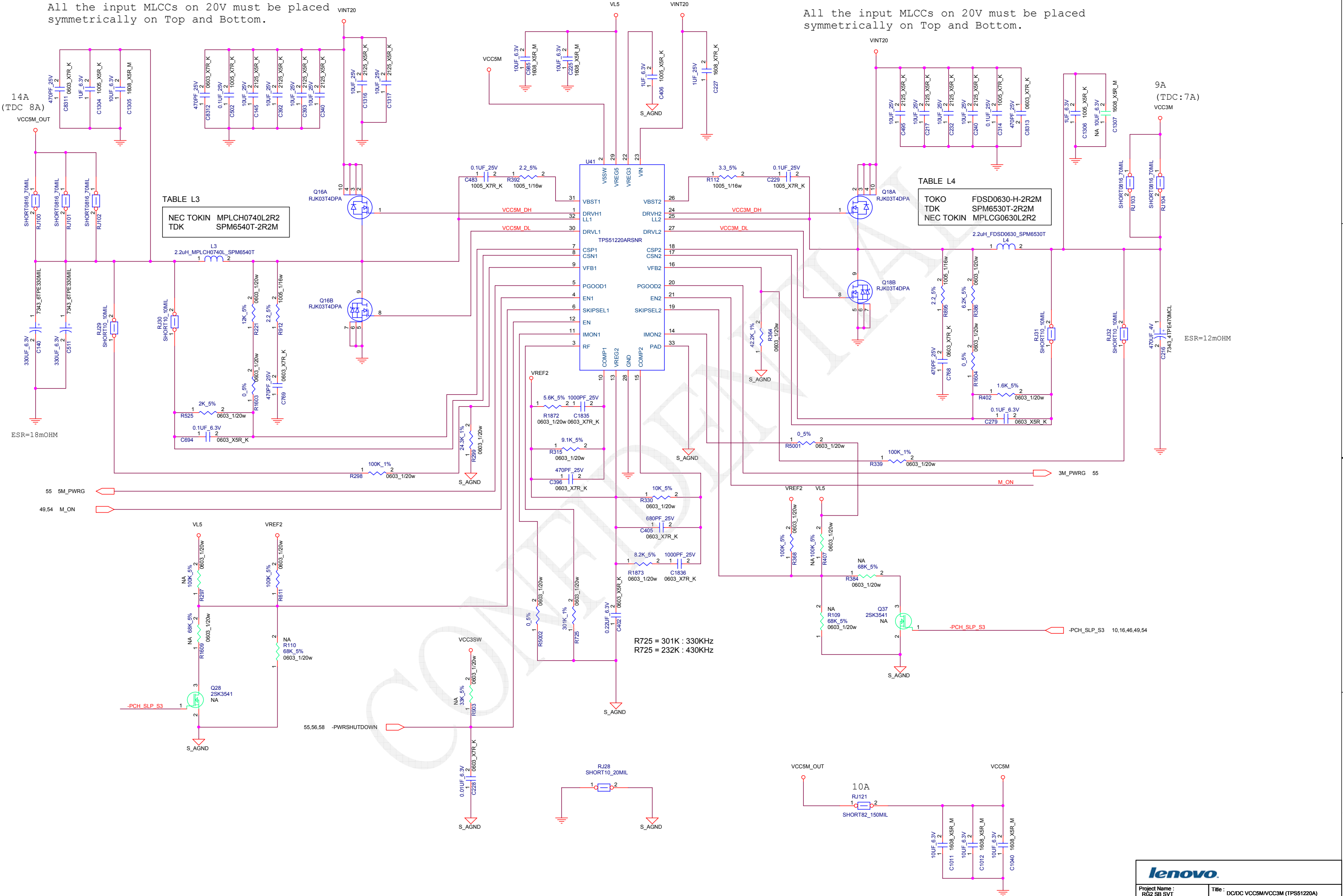






All the input MLCCs on 20V must be placed symmetrically on Top and Bottom.

All the input MLCCs on 20V must be placed symmetrically on Top and Bottom.



lenovo


Project Name : RG2 SB SVT Title : DC/DC VCC5M/VCC3M (TPS51220A)

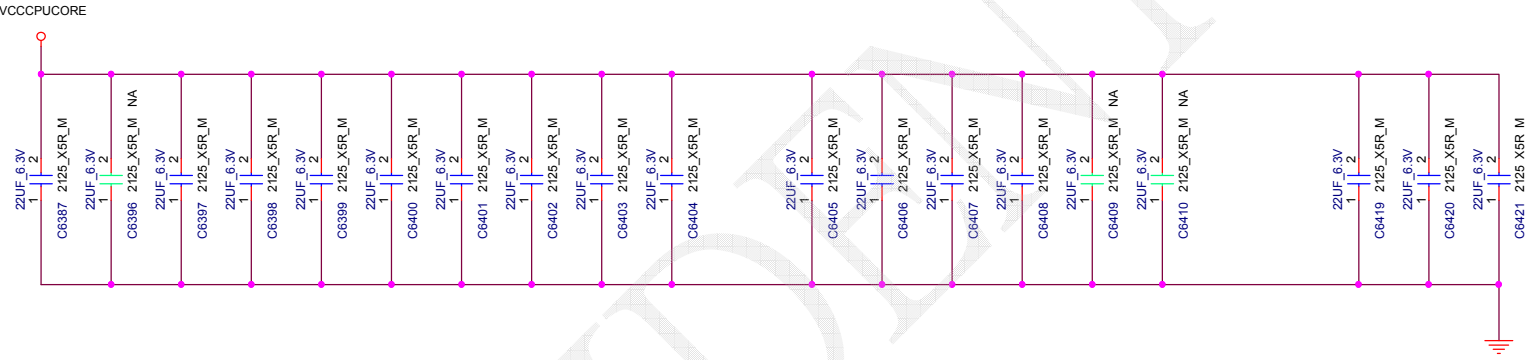
Size : C Document Number : Rev : 5.05

Date : Thursday, April 11, 2013 Sheet : 61 of 77

BLANK

CONFIDENTIAL

		
Project Name : RG2 SB SVT		Title : BLANK
Size : C	Document Number :	Rev : 5.05
Date: Thursday, April 11, 2013		Sheet : 64 of 77



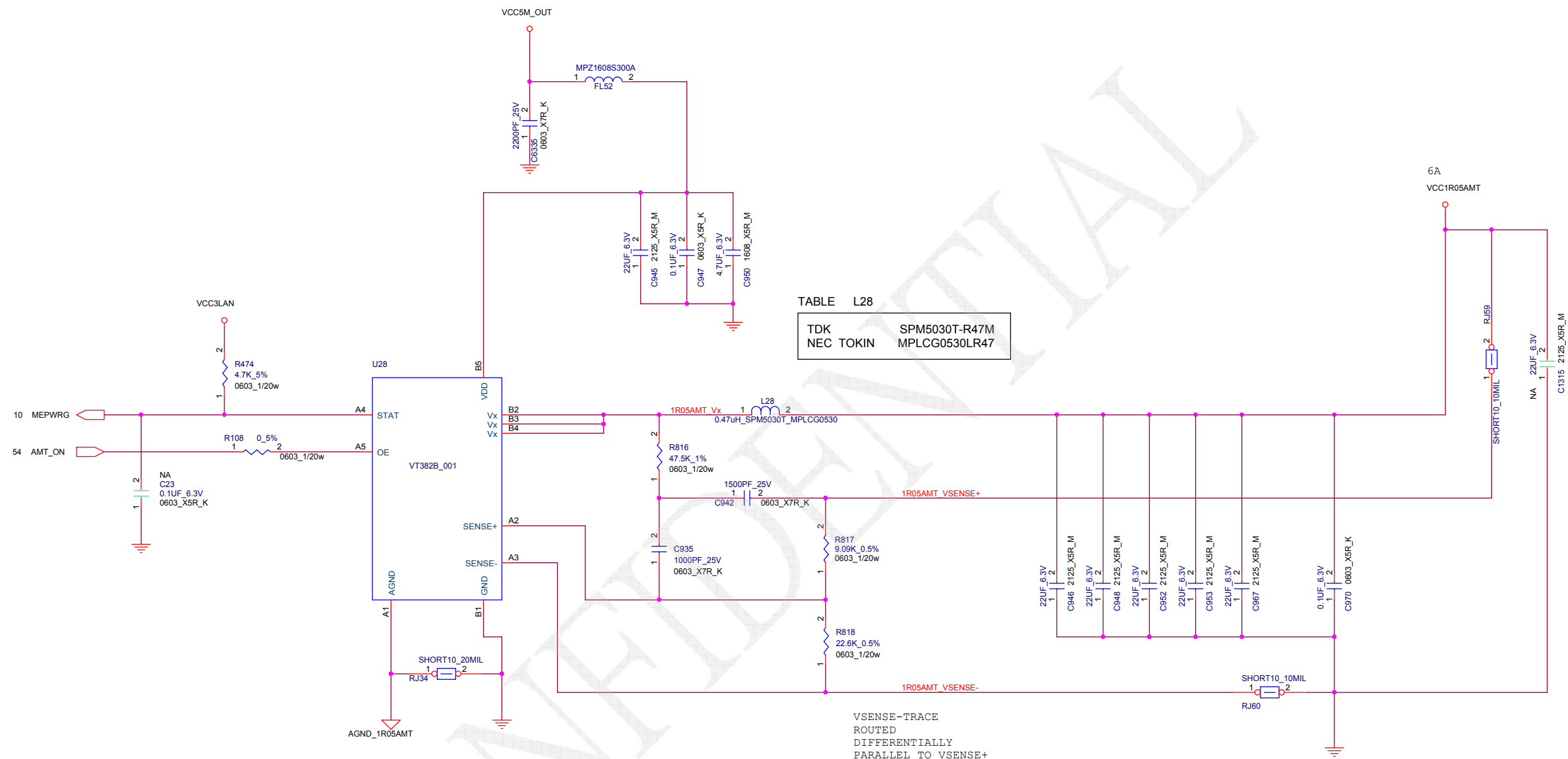
16pcs 22uF for VCCCPUCORE

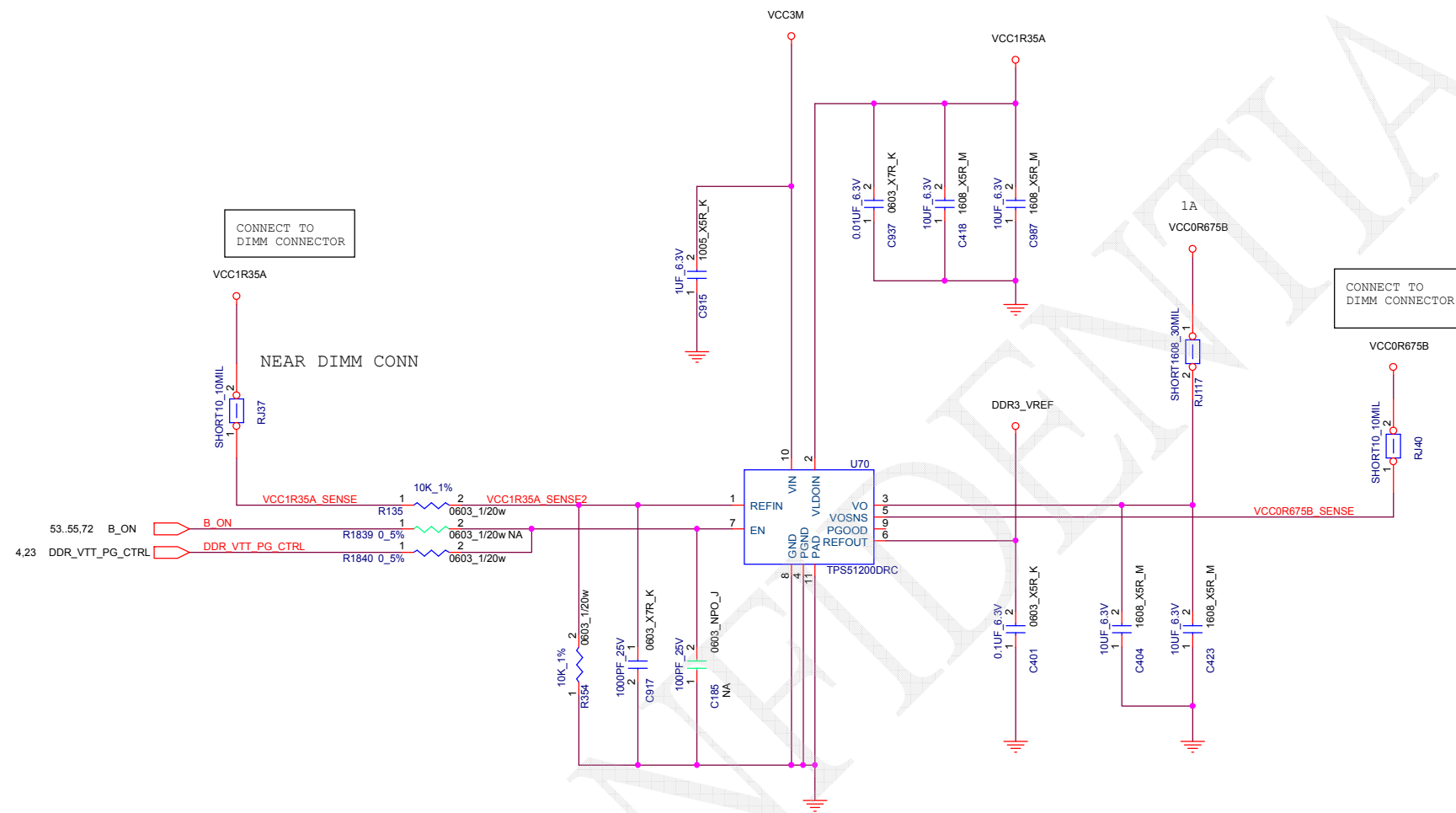
BLANK

CONFIDENTIAL



Project Name : RG2 SB SVT		Title : BLANK	
Size : C	Document Number :		Rev : 5.05
Date: Thursday, April 11, 2013		Sheet : 66 of 77	





BLANK

CONFIDENTIAL



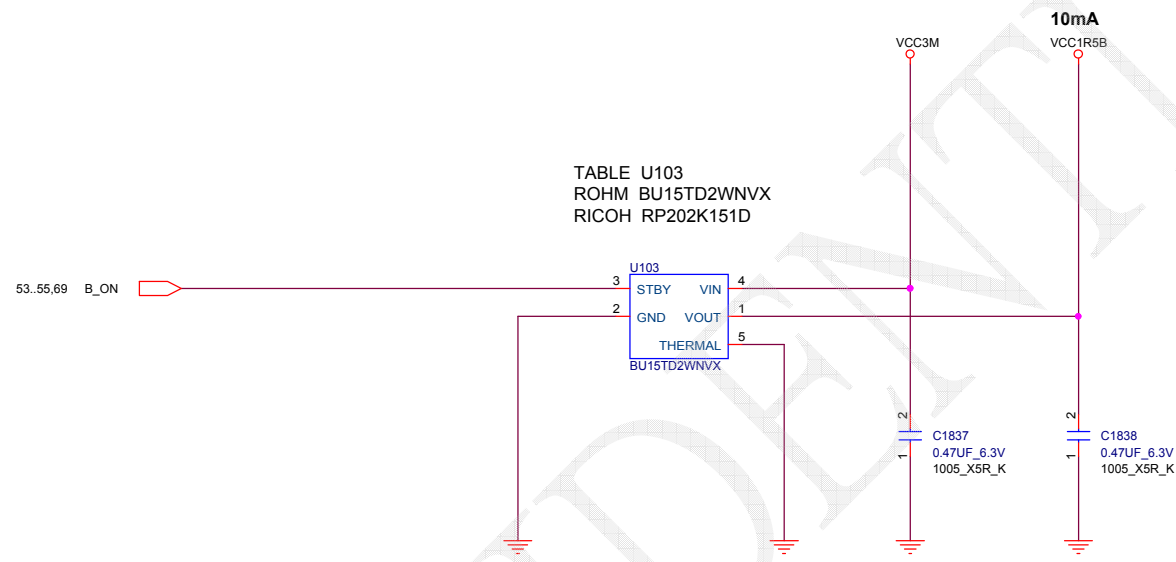
Project Name : RG2 SB SVT		Title : BLANK	
Size : C	Document Number :		Rev : 5.05
Date: Thursday, April 11, 2013		Sheet : 70 of 77	

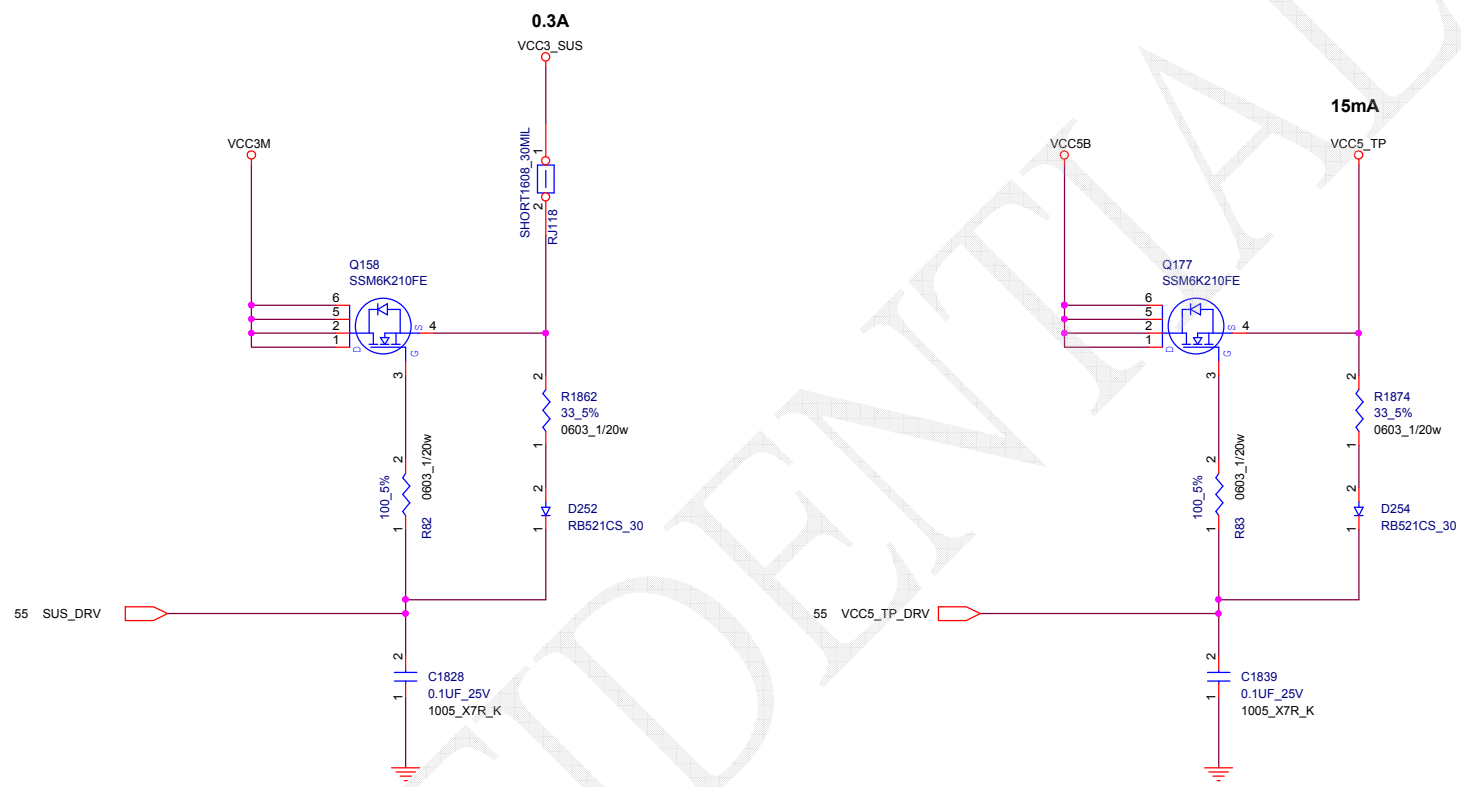
BLANK

CONFIDENTIAL

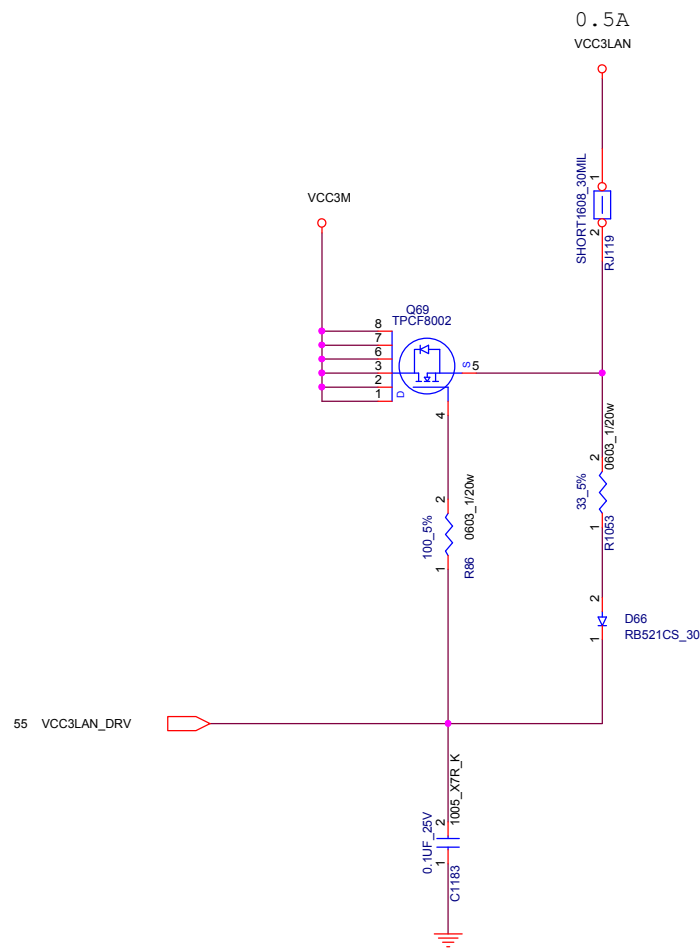


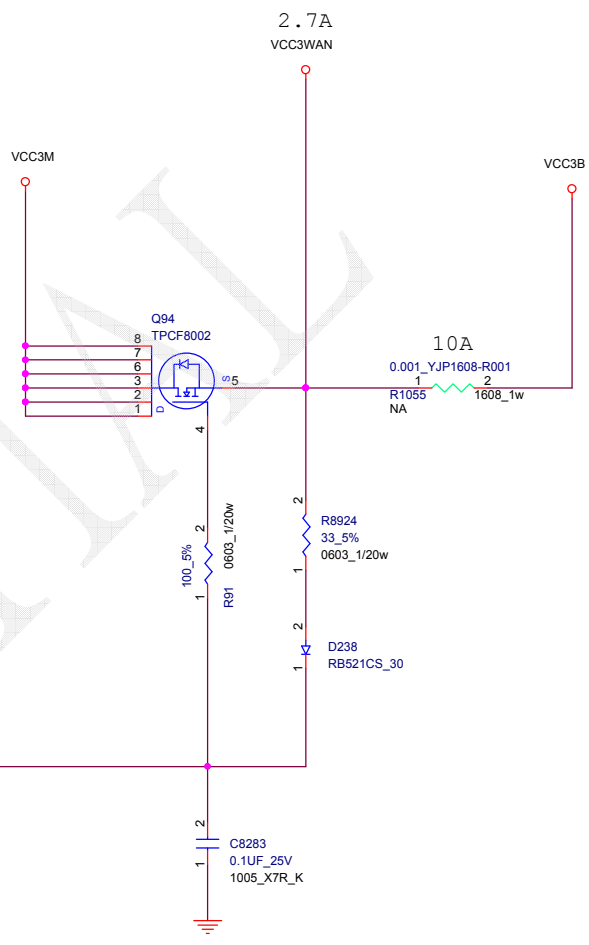
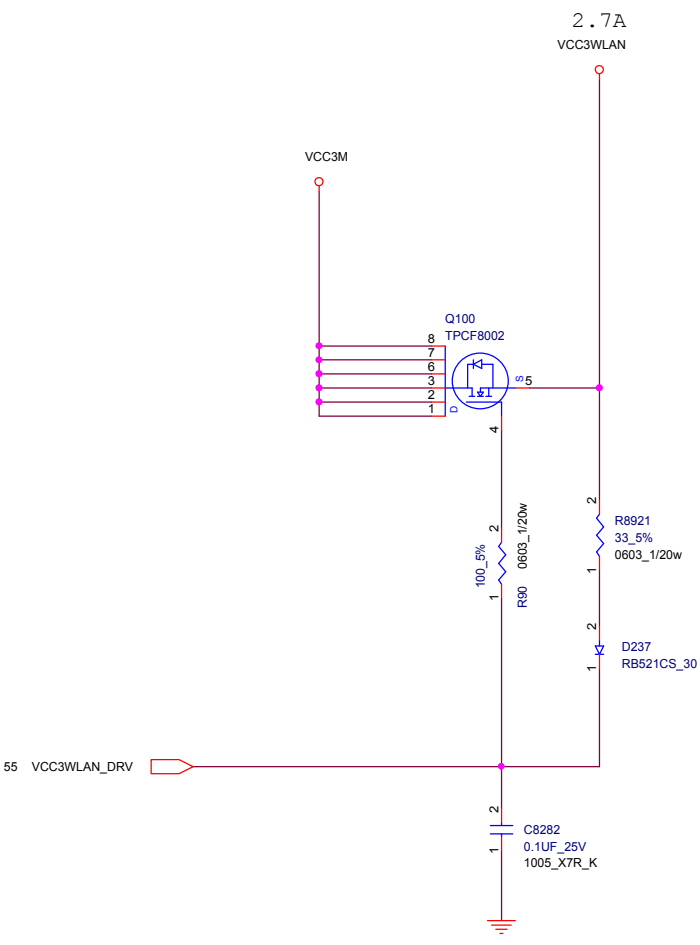
Project Name : RG2 SB SVT		Title : BLANK	
Size : C	Document Number :		Rev : 5.05
Date: Thursday, April 11, 2013		Sheet : 71 of 77	





Project Name : RG2 SB SVT		Title : LOAD SW PCH SUS	
Size : C	Document Number :		Rev : 5.05
Date: Thursday, April 11, 2013		Sheet : 73 of 77	





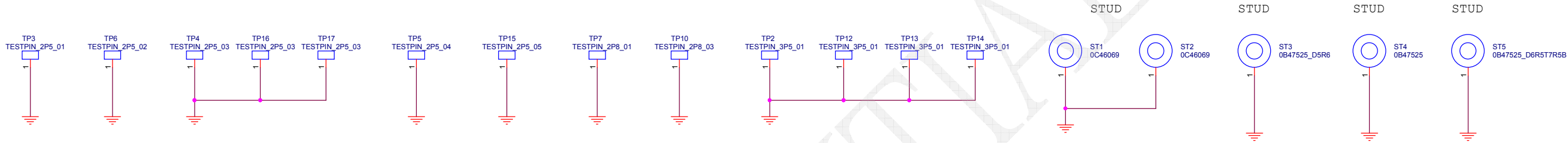
TABLE

AOAC	YES	NO
R1055	NO-ASM	ASM
Q94	ASM	NO-ASM
R8924	ASM	NO-ASM
R8926	ASM	NO-ASM
C8283	ASM	NO-ASM
D238	ASM	NO-ASM

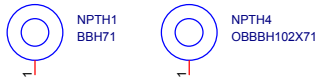
↑
LOGIC

PTH FOR SCREW HOLE

Value	Hole Dia	Pad Dia		QTY
		TOP	BOTTOM	
TESTPIN_2P5_01	2.5	6.5	6.5	1
TESTPIN_2P5_02	2.5	6.5	8	1
TESTPIN_2P5_03	2.5	6.6	6.6	3
TESTPIN_2P5_04	2.5	6.5	5	1
TESTPIN_2P5_05	2.5	6.5	8x7.5	1
TESTPIN_2P8_01	2.8	6.5	6.5	1
TESTPIN_2P8_03	2.8	7	7.5	1
TESTPIN_3P5_01	3.5	7	6.5	4
0C46069	2.8	6.5	6.5	2
0B47525_D5R6	3.4	5.6		1
0B47525	3.4	6.6		1
0B47525_D6R5TB	3.4	6.5	6.5	1



NPTH



FID
Board Area

FID
Component Area

- FD1
✖ 1 NC, NO CONNECT TO ANY.
- FD2
✖ 1 NC, NO CONNECT TO ANY.
- FD3
✖ 1 NC, NO CONNECT TO ANY.

- FD4
✖ 1 NC, NO CONNECT TO ANY.
- FD5
✖ 1 NC, NO CONNECT TO ANY.
- FD6
✖ 1 NC, NO CONNECT TO ANY.

- CF1
✖ 1 NC, NO CONNECT TO ANY.
- CF2
✖ 1 NC, NO CONNECT TO ANY.
- CF3
✖ 1 NC, NO CONNECT TO ANY.
- CF22
✖ 1 NC, NO CONNECT TO ANY.

- CF4
✖ 1 NC, NO CONNECT TO ANY.
- CF5
✖ 1 NC, NO CONNECT TO ANY.
- CF6
✖ 1 NC, NO CONNECT TO ANY.
- CF27
✖ 1 NC, NO CONNECT TO ANY.

- CF7
✖ 1 NC, NO CONNECT TO ANY.
- CF8
✖ 1 NC, NO CONNECT TO ANY.
- CF9
✖ 1 NC, NO CONNECT TO ANY.
- CF28
✖ 1 NC, NO CONNECT TO ANY.

- CF10
✖ 1 NC, NO CONNECT TO ANY.
- CF11
✖ 1 NC, NO CONNECT TO ANY.
- CF12
✖ 1 NC, NO CONNECT TO ANY.

- CF13
✖ 1 NC, NO CONNECT TO ANY.
- CF14
✖ 1 NC, NO CONNECT TO ANY.
- CF15
✖ 1 NC, NO CONNECT TO ANY.

- CF16
✖ 1 NC, NO CONNECT TO ANY.
- CF17
✖ 1 NC, NO CONNECT TO ANY.
- CF18
✖ 1 NC, NO CONNECT TO ANY.

- CF19
✖ 1 NC, NO CONNECT TO ANY.
- CF20
✖ 1 NC, NO CONNECT TO ANY.
- CF21
✖ 1 NC, NO CONNECT TO ANY.